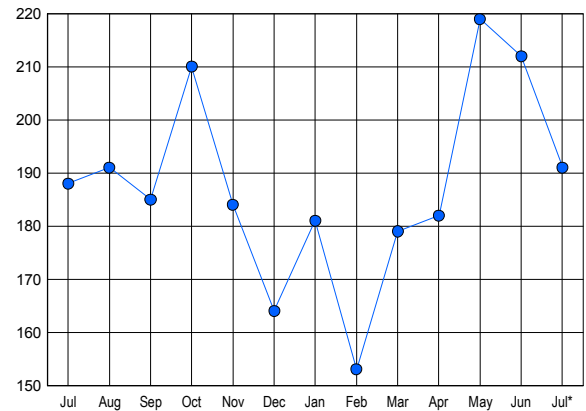


LISTINGS

Price Range	New This Month			Total Actives		
	2014	2013	% Change	2014	2013	% Change
0 - 149,999	87	93	-6.5	117	119	-1.7
150,000 - 199,999	19	13	46.2	34	43	-20.9
200,000 - 299,999	8	7	14.3	21	14	50.0
300,000 - 399,999	2	1	100.0	2	6	-66.7
400,000 - 499,999	0	0	0.0	4	2	100.0
500,000 - 599,999	4	1	300.0	4	1	300.0
600,000 - 699,999	3	0	300.0	5	2	150.0
700,000 - 799,999	0	0	0.0	2	1	100.0
800,000 - 899,999	0	0	0.0	2	0	0.0
900,000 - 999,999	0	0	0.0	0	0	0.0
1,000,000 - 1,249,999	0	0	0.0	0	0	0.0
1,250,000 - 1,499,999	0	0	0.0	0	0	0.0
1,500,000 +	0	0	0.0	0	0	0.0
TOTALS	123	115	7.0	191	188	1.6

INVENTORY TREND

Listings Active at End of Month

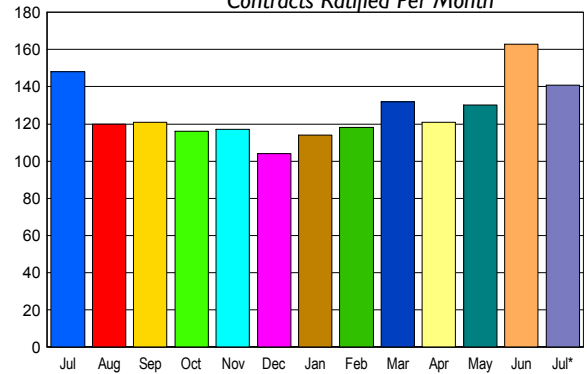


CONTRACTS

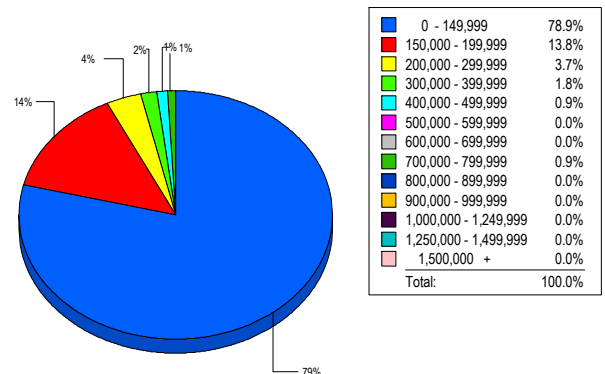
Price Range	New This Month			Year-To-Date		
	2014	2013	% Change	2014	2013	% Change
0 - 149,999	104	121	-14.0	610	675	-9.6
150,000 - 199,999	19	14	35.7	81	82	-1.2
200,000 - 299,999	10	9	11.1	41	48	-14.6
300,000 - 399,999	6	4	50.0	11	9	22.2
400,000 - 499,999	1	0	100.0	2	4	-50.0
500,000 - 599,999	0	0	0.0	3	0	300.0
600,000 - 699,999	1	0	100.0	1	0	100.0
700,000 - 799,999	0	0	0.0	2	1	100.0
800,000 - 899,999	0	0	0.0	0	0	0.0
900,000 - 999,999	0	0	0.0	0	0	0.0
1,000,000 - 1,249,999	0	0	0.0	0	0	0.0
1,250,000 - 1,499,999	0	0	0.0	1	0	100.0
1,500,000 +	0	0	0.0	0	0	0.0
TOTALS	141	148	-4.7	752	819	-8.2

SALES TREND

Contracts Ratified Per Month



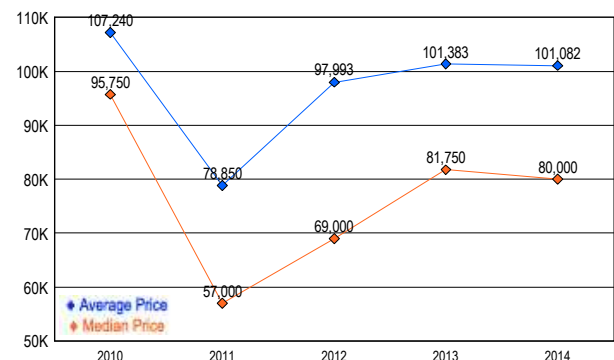
MARKET BY PRICE RANGE



SETTLEMENTS

Price Range	New This Month			Year-To-Date		
	2014	2013	% Change	2014	2013	% Change
0 - 149,999	86	75	14.7	513	521	-1.5
150,000 - 199,999	15	16	-6.3	54	71	-23.9
200,000 - 299,999	4	3	33.3	24	28	-14.3
300,000 - 399,999	2	0	200.0	3	5	-40.0
400,000 - 499,999	1	0	100.0	2	3	-33.3
500,000 - 599,999	0	0	0.0	3	0	-300.0
600,000 - 699,999	0	0	0.0	1	1	0.0
700,000 - 799,999	1	0	100.0	2	0	-200.0
800,000 - 899,999	0	0	0.0	0	0	0.0
900,000 - 999,999	0	0	0.0	0	0	0.0
1,000,000 - 1,249,999	0	0	0.0	1	0	-100.0
1,250,000 - 1,499,999	0	0	0.0	0	0	0.0
1,500,000 +	0	0	0.0	0	0	0.0
TOTALS	109	94	16.0	603	629	-4.1

AVERAGE & MEDIAN PRICE



DATA SOURCE: Metropolitan Regional Information Systems, Inc. (MRIS)

NOTES: Properties not listed through this Multiple Listing Service are not reflected. The term "sales" represents ratified purchase contracts. Current year information is preliminary and subject to revision. Current year- to- date contract information may not equal the sum of the monthly contract totals reported in