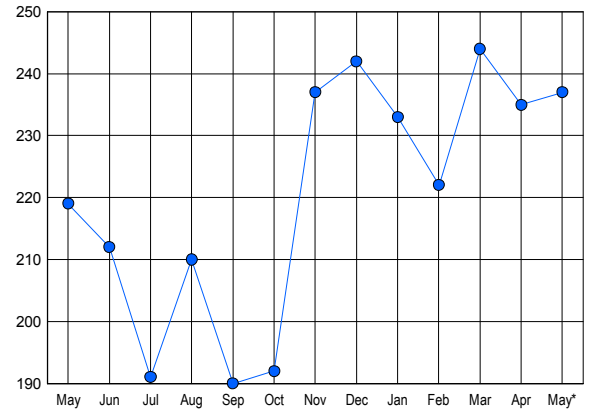


LISTINGS

Price Range	New This Month			Total Actives		
	2015	2014	% Change	2015	2014	% Change
0 - 149,999	78	117	-33.3	132	136	-2.9
150,000 - 199,999	24	21	14.3	47	47	0.0
200,000 - 299,999	17	10	70.0	21	22	-4.5
300,000 - 399,999	7	2	250.0	15	6	150.0
400,000 - 499,999	1	1	0.0	5	4	25.0
500,000 - 599,999	1	0	100.0	5	1	400.0
600,000 - 699,999	1	1	0.0	5	2	150.0
700,000 - 799,999	1	1	0.0	3	1	200.0
800,000 - 899,999	0	0	0.0	3	0	0.0
900,000 - 999,999	0	0	0.0	1	0	0.0
1,000,000 - 1,249,999	0	0	0.0	0	0	0.0
1,250,000 - 1,499,999	0	0	0.0	0	0	0.0
1,500,000 +	0	0	0.0	0	0	0.0
TOTALS	130	153	-15.0	237	219	8.2

INVENTORY TREND

Listings Active at End of Month

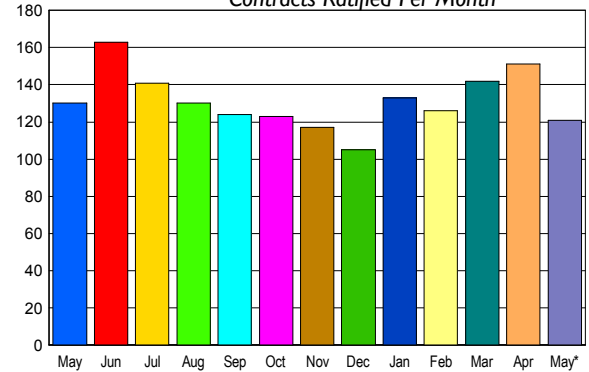


CONTRACTS

Price Range	New This Month			Year-To-Date		
	2015	2014	% Change	2015	2014	% Change
0 - 149,999	80	108	-25.9	440	430	2.3
150,000 - 199,999	25	12	108.3	73	47	55.3
200,000 - 299,999	12	8	50.0	32	30	6.7
300,000 - 399,999	2	2	0.0	15	4	275.0
400,000 - 499,999	0	0	0.0	1	1	0.0
500,000 - 599,999	1	0	100.0	8	3	166.7
600,000 - 699,999	1	0	100.0	13	0	1300.0
700,000 - 799,999	0	0	0.0	3	0	300.0
800,000 - 899,999	0	0	0.0	3	0	300.0
900,000 - 999,999	0	0	0.0	0	0	0.0
1,000,000 - 1,249,999	0	0	0.0	0	0	0.0
1,250,000 - 1,499,999	0	0	0.0	0	1	-100.0
1,500,000 +	0	0	0.0	0	0	0.0
TOTALS	121	130	-6.9	588	516	14.0

SALES TREND

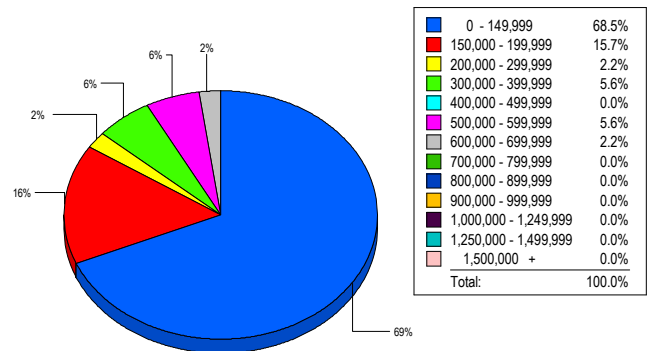
Contracts Ratified Per Month



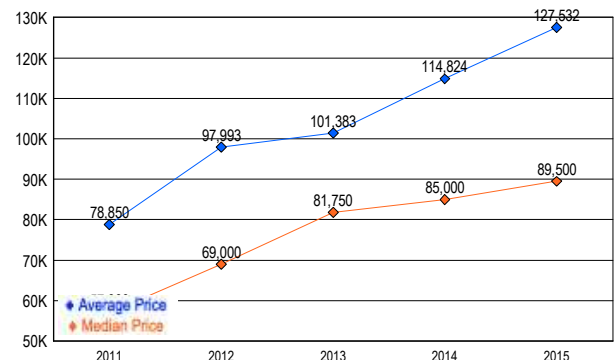
SETTLEMENTS

Price Range	New This Month			Year-To-Date		
	2015	2014	% Change	2015	2014	% Change
0 - 149,999	61	70	-12.9	350	336	4.2
150,000 - 199,999	14	7	100.0	51	28	82.1
200,000 - 299,999	2	5	-60.0	16	16	0.0
300,000 - 399,999	5	0	500.0	9	1	800.0
400,000 - 499,999	0	0	0.0	0	1	-100.0
500,000 - 599,999	5	1	400.0	5	2	150.0
600,000 - 699,999	2	0	200.0	12	1	1100.0
700,000 - 799,999	0	0	0.0	2	1	100.0
800,000 - 899,999	0	0	0.0	2	0	-200.0
900,000 - 999,999	0	0	0.0	0	0	0.0
1,000,000 - 1,249,999	0	1	-100.0	0	1	-100.0
1,250,000 - 1,499,999	0	0	0.0	0	0	0.0
1,500,000 +	0	0	0.0	0	0	0.0
TOTALS	89	84	6.0	447	387	15.5

MARKET BY PRICE RANGE



AVERAGE & MEDIAN PRICE



DATA SOURCE: Metropolitan Regional Information Systems, Inc. (MRIS)

NOTES: Properties not listed through this Multiple Listing Service are not reflected. The term "sales" represents ratified purchase contracts. Current year information is preliminary and subject to revision. Current year-to-date contract information may not equal the sum of the monthly contract totals reported in