

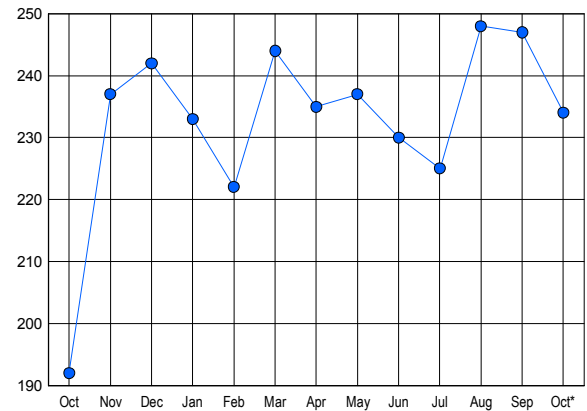


LISTINGS

Price Range	New This Month			Total Actives		
	2015	2014	% Change	2015	2014	% Change
0 - 149,999	95	87	9.2	131	108	21.3
150,000 - 199,999	20	20	0.0	42	37	13.5
200,000 - 299,999	8	11	-27.3	21	17	23.5
300,000 - 399,999	8	2	300.0	14	1	1300.0
400,000 - 499,999	0	3	-100.0	2	4	-50.0
500,000 - 599,999	0	5	-100.0	6	9	-33.3
600,000 - 699,999	1	8	-87.5	3	9	-66.7
700,000 - 799,999	7	3	133.3	11	3	266.7
800,000 - 899,999	1	3	-66.7	4	4	0.0
900,000 - 999,999	0	0	0.0	0	0	0.0
1,000,000 - 1,249,999	0	0	0.0	0	0	0.0
1,250,000 - 1,499,999	0	0	0.0	0	0	0.0
1,500,000 +	0	0	0.0	0	0	0.0
TOTALS	140	142	-1.4	234	192	21.9

INVENTORY TREND

Listings Active at End of Month

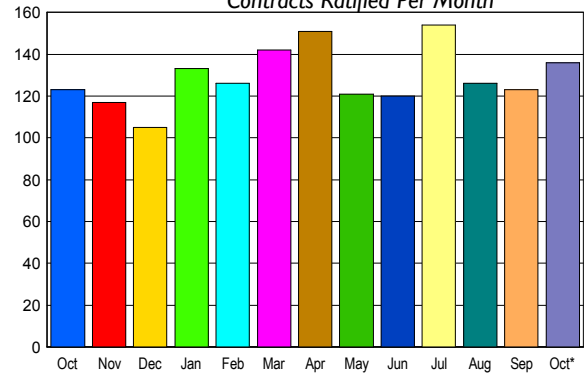


CONTRACTS

Price Range	New This Month			Year-To-Date		
	2015	2014	% Change	2015	2014	% Change
0 - 149,999	99	98	1.0	800	815	-1.8
150,000 - 199,999	26	13	100.0	147	115	27.8
200,000 - 299,999	5	5	0.0	57	50	14.0
300,000 - 399,999	5	4	25.0	33	19	73.7
400,000 - 499,999	0	1	-100.0	2	3	-33.3
500,000 - 599,999	1	0	100.0	11	5	120.0
600,000 - 699,999	0	1	-100.0	17	3	466.7
700,000 - 799,999	0	1	-100.0	3	3	0.0
800,000 - 899,999	0	0	0.0	6	2	200.0
900,000 - 999,999	0	0	0.0	0	0	0.0
1,000,000 - 1,249,999	0	0	0.0	0	0	0.0
1,250,000 - 1,499,999	0	0	0.0	0	1	-100.0
1,500,000 +	0	0	0.0	0	0	0.0
TOTALS	136	123	10.6	1076	1016	5.9

SALES TREND

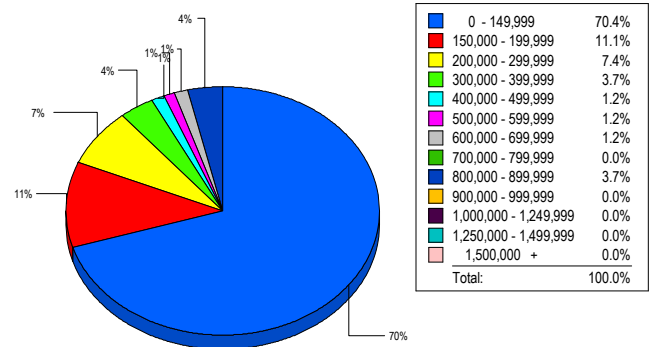
Contracts Ratified Per Month



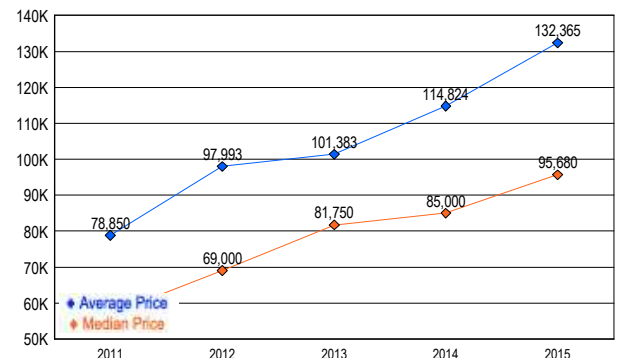
SETTLEMENTS

Price Range	New This Month			Year-To-Date		
	2015	2014	% Change	2015	2014	% Change
0 - 149,999	57	58	-1.7	693	722	-4.0
150,000 - 199,999	9	12	-25.0	125	88	42.0
200,000 - 299,999	6	3	100.0	51	42	21.4
300,000 - 399,999	3	1	200.0	21	7	200.0
400,000 - 499,999	1	1	0.0	2	3	-33.3
500,000 - 599,999	1	1	0.0	10	4	150.0
600,000 - 699,999	1	0	100.0	19	3	533.3
700,000 - 799,999	0	0	0.0	5	3	66.7
800,000 - 899,999	3	0	300.0	5	1	400.0
900,000 - 999,999	0	0	0.0	0	0	0.0
1,000,000 - 1,249,999	0	0	0.0	0	1	-100.0
1,250,000 - 1,499,999	0	0	0.0	0	0	0.0
1,500,000 +	0	0	0.0	0	0	0.0
TOTALS	81	76	6.6	931	874	6.5

MARKET BY PRICE RANGE



AVERAGE & MEDIAN PRICE



DATA SOURCE: Metropolitan Regional Information Systems, Inc. (MRIS)

NOTES: Properties not listed through this Multiple Listing Service are not reflected. The term "sales" represents ratified purchase contracts. Current year information is preliminary and subject to revision. Current year-to-date contract information may not equal the sum of the monthly contract totals reported in