

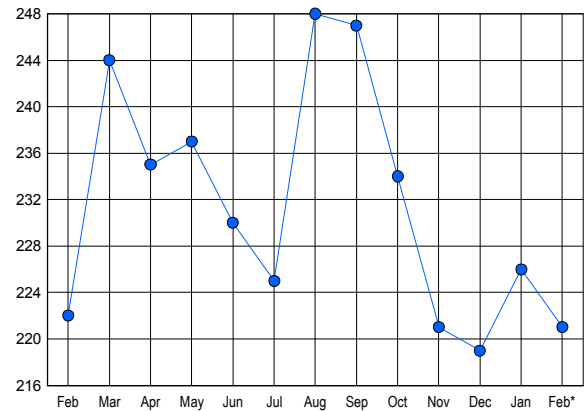


LISTINGS

Price Range	New This Month			Total Actives		
	2016	2015	% Change	2016	2015	% Change
0 - 149,999	95	76	25.0	123	137	-10.2
150,000 - 199,999	21	16	31.3	38	36	5.6
200,000 - 299,999	12	10	20.0	15	17	-11.8
300,000 - 399,999	12	7	71.4	23	8	187.5
400,000 - 499,999	0	2	-100.0	1	7	-85.7
500,000 - 599,999	3	1	200.0	5	5	0.0
600,000 - 699,999	0	0	0.0	6	4	50.0
700,000 - 799,999	0	0	0.0	6	3	100.0
800,000 - 899,999	0	0	0.0	4	3	33.3
900,000 - 999,999	0	1	-100.0	0	2	-100.0
1,000,000 - 1,249,999	0	0	0.0	0	0	0.0
1,250,000 - 1,499,999	0	0	0.0	0	0	0.0
1,500,000 +	0	0	0.0	0	0	0.0
TOTALS	143	113	26.5	221	222	-0.5

INVENTORY TREND

Listings Active at End of Month

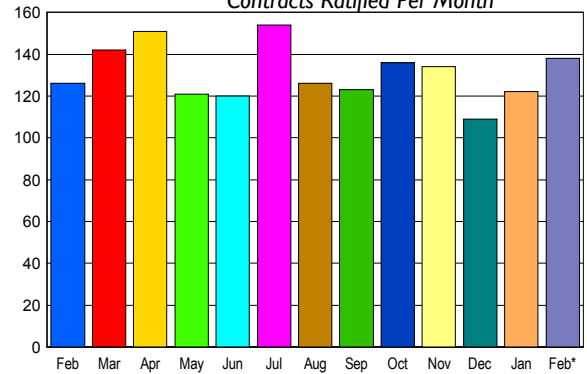


CONTRACTS

Price Range	New This Month			Year-To-Date		
	2016	2015	% Change	2016	2015	% Change
0 - 149,999	109	97	12.4	204	200	2.0
150,000 - 199,999	17	16	6.3	26	26	0.0
200,000 - 299,999	2	8	-75.0	5	12	-58.3
300,000 - 399,999	6	1	500.0	7	4	75.0
400,000 - 499,999	0	0	0.0	1	0	100.0
500,000 - 599,999	3	0	300.0	4	0	400.0
600,000 - 699,999	1	4	-75.0	1	6	-83.3
700,000 - 799,999	0	0	0.0	1	1	0.0
800,000 - 899,999	0	0	0.0	0	1	-100.0
900,000 - 999,999	0	0	0.0	0	0	0.0
1,000,000 - 1,249,999	0	0	0.0	0	0	0.0
1,250,000 - 1,499,999	0	0	0.0	0	0	0.0
1,500,000 +	0	0	0.0	0	0	0.0
TOTALS	138	126	9.5	249	250	-0.4

SALES TREND

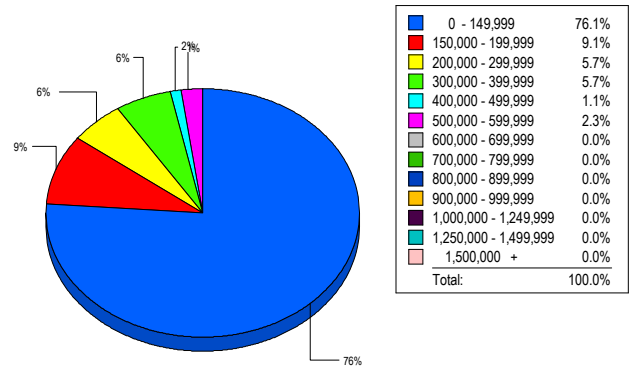
Contracts Ratified Per Month



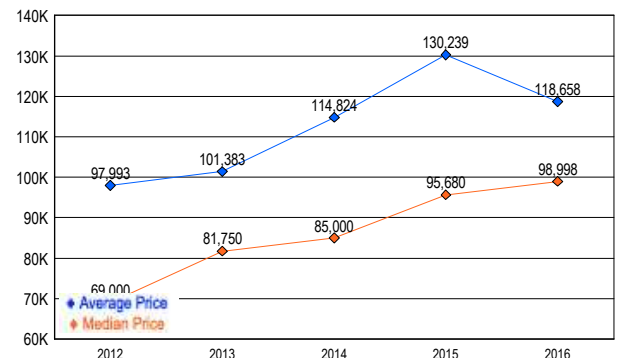
SETTLEMENTS

Price Range	New This Month			Year-To-Date		
	2016	2015	% Change	2016	2015	% Change
0 - 149,999	67	69	-2.9	123	119	3.4
150,000 - 199,999	8	7	14.3	18	12	50.0
200,000 - 299,999	5	1	400.0	9	5	80.0
300,000 - 399,999	5	0	500.0	9	1	800.0
400,000 - 499,999	1	0	100.0	1	0	-100.0
500,000 - 599,999	2	0	200.0	2	0	-200.0
600,000 - 699,999	0	0	0.0	0	0	0.0
700,000 - 799,999	0	0	0.0	0	1	-100.0
800,000 - 899,999	0	0	0.0	0	0	0.0
900,000 - 999,999	0	0	0.0	0	0	0.0
1,000,000 - 1,249,999	0	0	0.0	0	0	0.0
1,250,000 - 1,499,999	0	0	0.0	0	0	0.0
1,500,000 +	0	0	0.0	0	0	0.0
TOTALS	88	77	14.3	162	138	17.4

MARKET BY PRICE RANGE



AVERAGE & MEDIAN PRICE



DATA SOURCE: Metropolitan Regional Information Systems, Inc. (MRIS)

NOTES: Properties not listed through this Multiple Listing Service are not reflected. The term "sales" represents ratified purchase contracts. Current year information is preliminary and subject to revision. Current year-to-date contract information may not equal the sum of the monthly contract totals reported in