

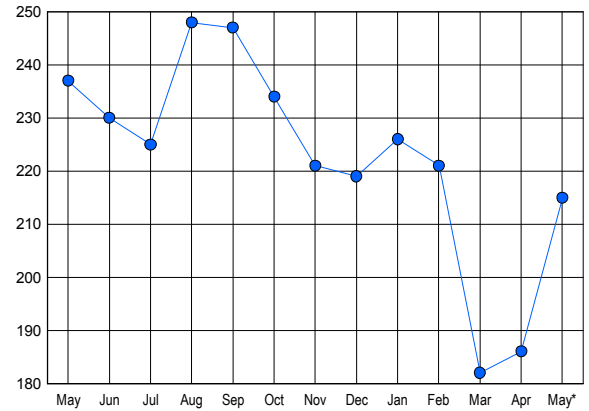


LISTINGS

Price Range	New This Month			Total Actives		
	2016	2015	% Change	2016	2015	% Change
0 - 149,999	105	78	34.6	113	132	-14.4
150,000 - 199,999	27	24	12.5	39	47	-17.0
200,000 - 299,999	12	17	-29.4	20	21	-4.8
300,000 - 399,999	17	7	142.9	22	15	46.7
400,000 - 499,999	0	1	-100.0	2	5	-60.0
500,000 - 599,999	2	1	100.0	4	5	-20.0
600,000 - 699,999	6	1	500.0	8	5	60.0
700,000 - 799,999	0	1	-100.0	6	3	100.0
800,000 - 899,999	0	0	0.0	1	3	-66.7
900,000 - 999,999	0	0	0.0	0	1	-100.0
1,000,000 - 1,249,999	0	0	0.0	0	0	0.0
1,250,000 - 1,499,999	0	0	0.0	0	0	0.0
1,500,000 +	1	0	100.0	0	0	0.0
TOTALS	170	130	30.8	215	237	-9.3

INVENTORY TREND

Listings Active at End of Month

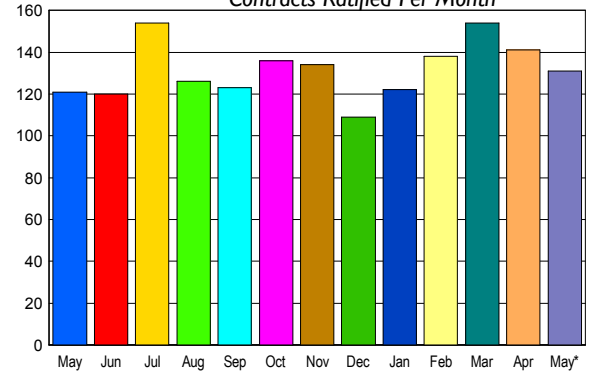


CONTRACTS

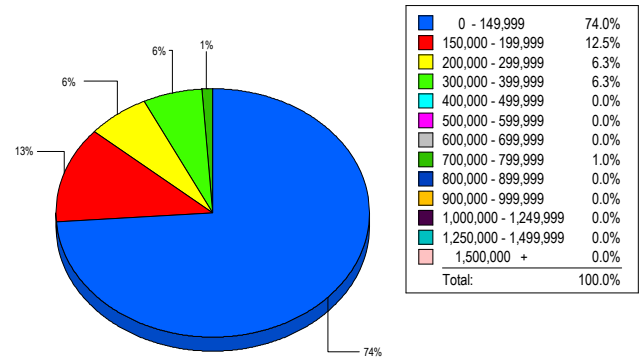
Price Range	New This Month			Year-To-Date		
	2016	2015	% Change	2016	2015	% Change
0 - 149,999	92	80	15.0	428	440	-2.7
150,000 - 199,999	18	25	-28.0	84	73	15.1
200,000 - 299,999	13	12	8.3	31	32	-3.1
300,000 - 399,999	7	2	250.0	33	15	120.0
400,000 - 499,999	0	0	0.0	1	1	0.0
500,000 - 599,999	0	1	-100.0	7	8	-12.5
600,000 - 699,999	0	1	-100.0	2	13	-84.6
700,000 - 799,999	0	0	0.0	2	3	-33.3
800,000 - 899,999	0	0	0.0	2	3	-33.3
900,000 - 999,999	0	0	0.0	0	0	0.0
1,000,000 - 1,249,999	0	0	0.0	0	0	0.0
1,250,000 - 1,499,999	0	0	0.0	0	0	0.0
1,500,000 +	1	0	100.0	1	0	100.0
TOTALS	131	121	8.3	591	588	0.5

SALES TREND

Contracts Ratified Per Month



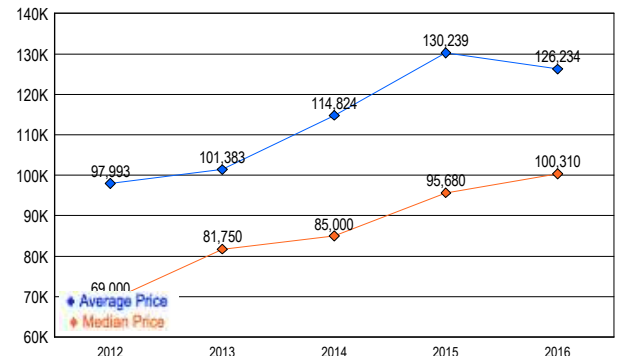
MARKET BY PRICE RANGE



SETTLEMENTS

Price Range	New This Month			Year-To-Date		
	2016	2015	% Change	2016	2015	% Change
0 - 149,999	71	61	16.4	377	350	7.7
150,000 - 199,999	12	14	-14.3	51	51	0.0
200,000 - 299,999	6	2	200.0	25	16	56.3
300,000 - 399,999	6	5	20.0	25	9	177.8
400,000 - 499,999	0	0	0.0	2	0	-200.0
500,000 - 599,999	0	5	-100.0	7	5	40.0
600,000 - 699,999	0	2	-100.0	1	12	-91.7
700,000 - 799,999	1	0	100.0	1	2	-50.0
800,000 - 899,999	0	0	0.0	1	2	-50.0
900,000 - 999,999	0	0	0.0	0	0	0.0
1,000,000 - 1,249,999	0	0	0.0	0	0	0.0
1,250,000 - 1,499,999	0	0	0.0	0	0	0.0
1,500,000 +	0	0	0.0	0	0	0.0
TOTALS	96	89	7.9	490	447	9.6

AVERAGE & MEDIAN PRICE



DATA SOURCE: Metropolitan Regional Information Systems, Inc. (MRIS)

NOTES: Properties not listed through this Multiple Listing Service are not reflected. The term "sales" represents ratified purchase contracts. Current year information is preliminary and subject to revision. Current year-to-date contract information may not equal the sum of the monthly contract totals reported in