

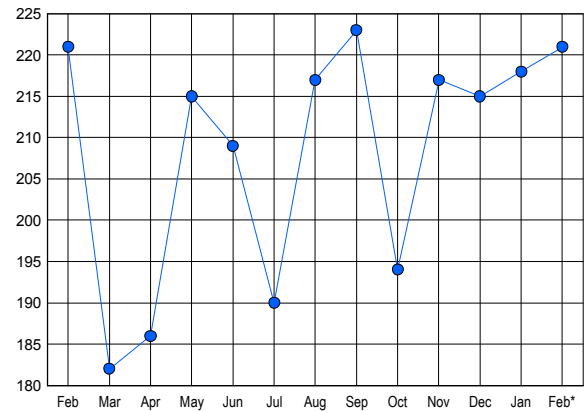


LISTINGS

Price Range	New This Month			Total Actives		
	2017	2016	% Change	2017	2016	% Change
0 - 149,999	72	95	-24.2	103	123	-16.3
150,000 - 199,999	21	21	0.0	42	38	10.5
200,000 - 299,999	10	12	-16.7	29	15	93.3
300,000 - 399,999	11	12	-8.3	23	23	0.0
400,000 - 499,999	3	0	300.0	10	1	900.0
500,000 - 599,999	0	3	-100.0	5	5	0.0
600,000 - 699,999	2	0	200.0	6	6	0.0
700,000 - 799,999	0	0	0.0	0	6	-100.0
800,000 - 899,999	0	0	0.0	2	4	-50.0
900,000 - 999,999	0	0	0.0	0	0	0.0
1,000,000 - 1,249,999	0	0	0.0	0	0	0.0
1,250,000 - 1,499,999	0	0	0.0	0	0	0.0
1,500,000 +	0	0	0.0	1	0	0.0
TOTALS	119	143	-16.8	221	221	0.0

INVENTORY TREND

Listings Active at End of Month

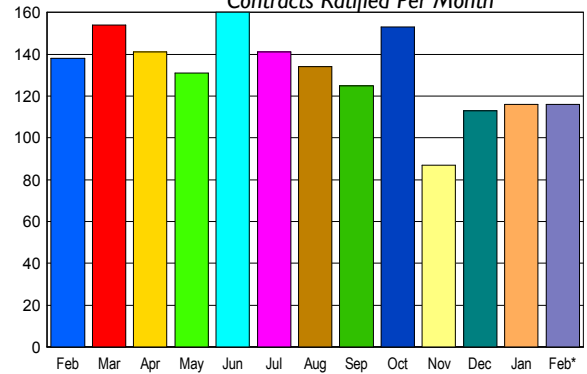


CONTRACTS

Price Range	New This Month			Year-To-Date		
	2017	2016	% Change	2017	2016	% Change
0 - 149,999	78	109	-28.4	155	204	-24.0
150,000 - 199,999	19	17	11.8	36	26	38.5
200,000 - 299,999	4	2	100.0	18	5	260.0
300,000 - 399,999	10	6	66.7	12	7	71.4
400,000 - 499,999	1	0	100.0	1	1	0.0
500,000 - 599,999	1	3	-66.7	2	4	-50.0
600,000 - 699,999	2	1	100.0	2	1	100.0
700,000 - 799,999	1	0	100.0	1	1	0.0
800,000 - 899,999	0	0	0.0	0	0	0.0
900,000 - 999,999	0	0	0.0	0	0	0.0
1,000,000 - 1,249,999	0	0	0.0	0	0	0.0
1,250,000 - 1,499,999	0	0	0.0	0	0	0.0
1,500,000 +	0	0	0.0	0	0	0.0
TOTALS	116	138	-15.9	227	249	-8.8

SALES TREND

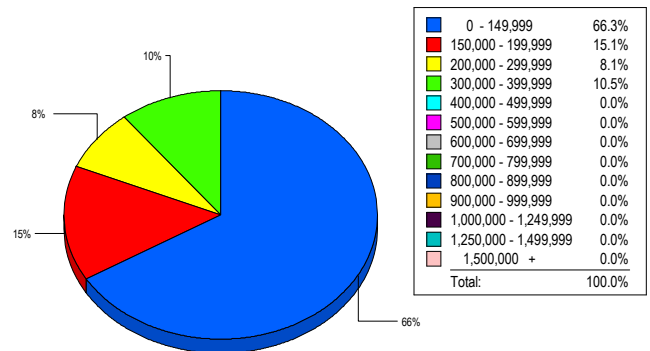
Contracts Ratified Per Month



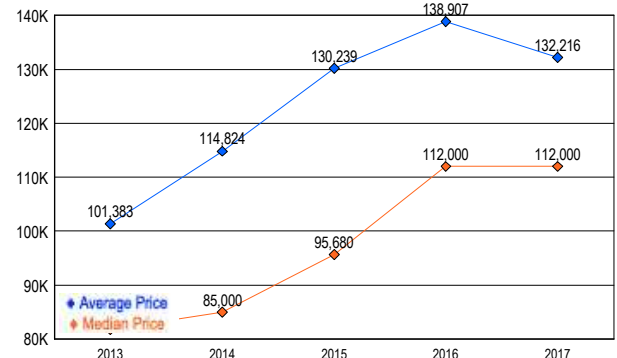
SETTLEMENTS

Price Range	New This Month			Year-To-Date		
	2017	2016	% Change	2017	2016	% Change
0 - 149,999	57	67	-14.9	110	123	-10.6
150,000 - 199,999	13	8	62.5	30	18	66.7
200,000 - 299,999	7	5	40.0	11	9	22.2
300,000 - 399,999	9	5	80.0	11	9	22.2
400,000 - 499,999	0	1	-100.0	0	1	-100.0
500,000 - 599,999	0	2	-100.0	0	2	-100.0
600,000 - 699,999	0	0	0.0	0	0	0.0
700,000 - 799,999	0	0	0.0	1	0	-100.0
800,000 - 899,999	0	0	0.0	0	0	0.0
900,000 - 999,999	0	0	0.0	0	0	0.0
1,000,000 - 1,249,999	0	0	0.0	0	0	0.0
1,250,000 - 1,499,999	0	0	0.0	0	0	0.0
1,500,000 +	0	0	0.0	0	0	0.0
TOTALS	86	88	-2.3	163	162	0.6

MARKET BY PRICE RANGE



AVERAGE & MEDIAN PRICE



DATA SOURCE: Metropolitan Regional Information Systems, Inc. (MRIS)

NOTES: Properties not listed through this Multiple Listing Service are not reflected. The term "sales" represents ratified purchase contracts. Current year information is preliminary and subject to revision. Current year- to- date contract information may not equal the sum of the monthly contract totals reported in