

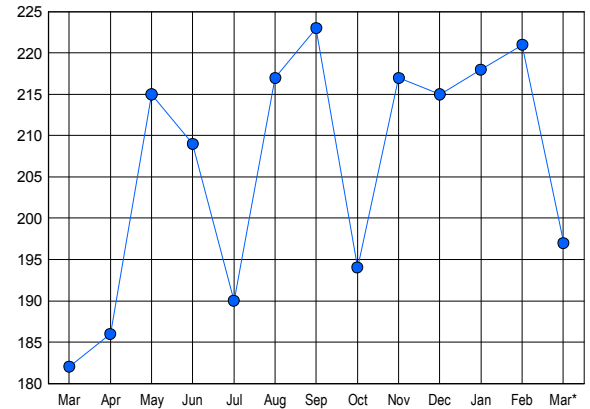


LISTINGS

Price Range	New This Month			Total Actives		
	2017	2016	% Change	2017	2016	% Change
0 - 149,999	80	87	-8.0	92	94	-2.1
150,000 - 199,999	34	28	21.4	38	36	5.6
200,000 - 299,999	24	14	71.4	27	17	58.8
300,000 - 399,999	23	5	360.0	23	17	35.3
400,000 - 499,999	2	0	200.0	7	2	250.0
500,000 - 599,999	2	7	-71.4	4	4	0.0
600,000 - 699,999	0	7	-100.0	4	8	-50.0
700,000 - 799,999	0	2	-100.0	0	2	-100.0
800,000 - 899,999	0	2	-100.0	1	2	-50.0
900,000 - 999,999	0	0	0.0	0	0	0.0
1,000,000 - 1,249,999	0	0	0.0	0	0	0.0
1,250,000 - 1,499,999	0	0	0.0	0	0	0.0
1,500,000 +	0	0	0.0	1	0	0.0
TOTALS	165	152	8.6	197	182	8.2

INVENTORY TREND

Listings Active at End of Month

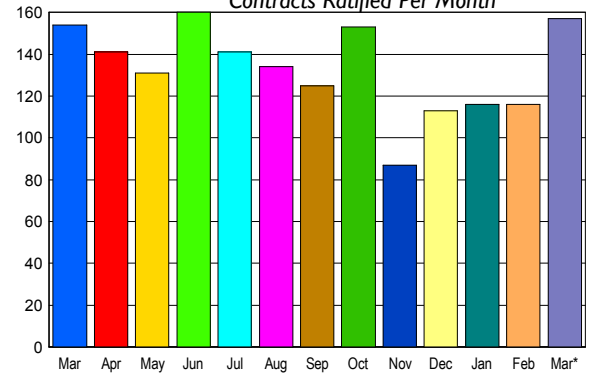


CONTRACTS

Price Range	New This Month			Year-To-Date		
	2017	2016	% Change	2017	2016	% Change
0 - 149,999	94	109	-13.8	241	298	-19.1
150,000 - 199,999	29	25	16.0	61	49	24.5
200,000 - 299,999	21	11	90.9	38	16	137.5
300,000 - 399,999	11	7	57.1	19	14	35.7
400,000 - 499,999	2	0	200.0	4	1	300.0
500,000 - 599,999	0	1	-100.0	2	6	-66.7
600,000 - 699,999	0	1	-100.0	2	2	0.0
700,000 - 799,999	0	0	0.0	1	2	-50.0
800,000 - 899,999	0	0	0.0	0	0	0.0
900,000 - 999,999	0	0	0.0	0	0	0.0
1,000,000 - 1,249,999	0	0	0.0	0	0	0.0
1,250,000 - 1,499,999	0	0	0.0	0	0	0.0
1,500,000 +	0	0	0.0	0	0	0.0
TOTALS	157	154	1.9	368	388	-5.2

SALES TREND

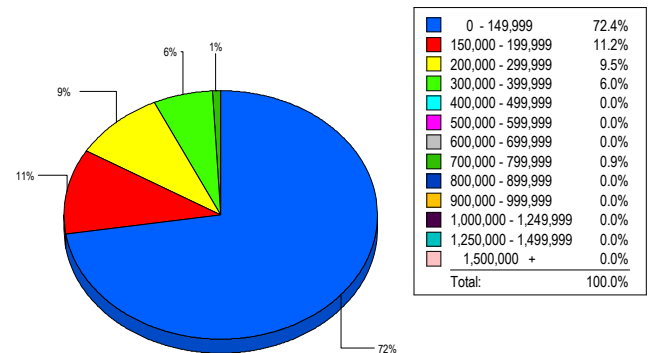
Contracts Ratified Per Month



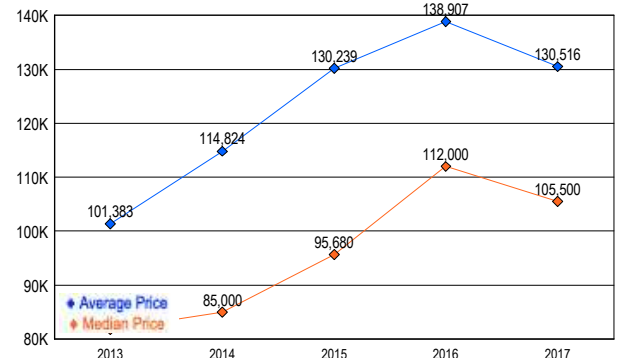
SETTLEMENTS

Price Range	New This Month			Year-To-Date		
	2017	2016	% Change	2017	2016	% Change
0 - 149,999	84	89	-5.6	199	215	-7.4
150,000 - 199,999	13	6	116.7	43	24	79.2
200,000 - 299,999	11	4	175.0	22	13	69.2
300,000 - 399,999	7	1	600.0	18	10	80.0
400,000 - 499,999	0	1	-100.0	0	2	-100.0
500,000 - 599,999	0	3	-100.0	0	5	-100.0
600,000 - 699,999	0	1	-100.0	0	1	-100.0
700,000 - 799,999	1	0	100.0	2	0	-200.0
800,000 - 899,999	0	1	-100.0	0	1	-100.0
900,000 - 999,999	0	0	0.0	0	0	0.0
1,000,000 - 1,249,999	0	0	0.0	0	0	0.0
1,250,000 - 1,499,999	0	0	0.0	0	0	0.0
1,500,000 +	0	0	0.0	0	0	0.0
TOTALS	116	106	9.4	284	271	4.8

MARKET BY PRICE RANGE



AVERAGE & MEDIAN PRICE



DATA SOURCE: Metropolitan Regional Information Systems, Inc. (MRIS)

NOTES: Properties not listed through this Multiple Listing Service are not reflected. The term "sales" represents ratified purchase contracts. Current year information is preliminary and subject to revision. Current year-to-date contract information may not equal the sum of the monthly contract totals reported in