

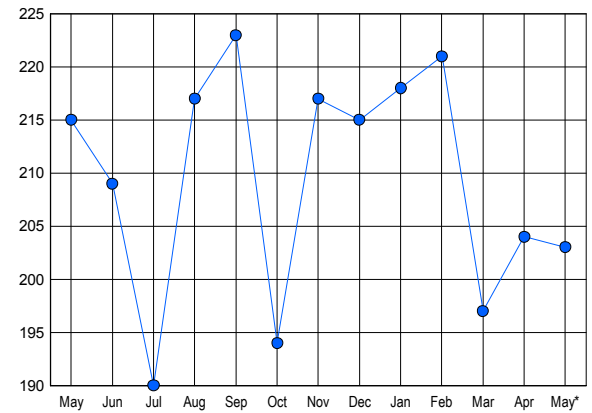


LISTINGS

Price Range	New This Month			Total Actives		
	2017	2016	% Change	2017	2016	% Change
0 - 149,999	91	105	-13.3	80	113	-29.2
150,000 - 199,999	30	27	11.1	34	39	-12.8
200,000 - 299,999	24	12	100.0	35	20	75.0
300,000 - 399,999	14	17	-17.6	31	22	40.9
400,000 - 499,999	2	0	200.0	7	2	250.0
500,000 - 599,999	3	2	50.0	5	4	25.0
600,000 - 699,999	2	6	-66.7	6	8	-25.0
700,000 - 799,999	2	0	200.0	3	6	-50.0
800,000 - 899,999	0	0	0.0	1	1	0.0
900,000 - 999,999	0	0	0.0	0	0	0.0
1,000,000 - 1,249,999	0	0	0.0	0	0	0.0
1,250,000 - 1,499,999	0	0	0.0	0	0	0.0
1,500,000 +	0	1	-100.0	1	0	0.0
TOTALS	168	170	-1.2	203	215	-5.6

INVENTORY TREND

Listings Active at End of Month

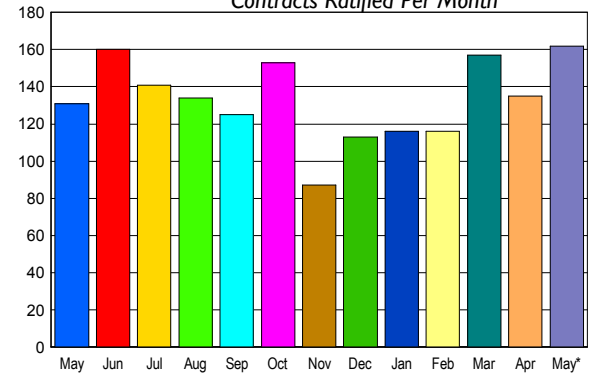


CONTRACTS

Price Range	New This Month			Year-To-Date		
	2017	2016	% Change	2017	2016	% Change
0 - 149,999	92	92	0.0	387	428	-9.6
150,000 - 199,999	40	18	122.2	118	84	40.5
200,000 - 299,999	18	13	38.5	61	31	96.8
300,000 - 399,999	9	7	28.6	30	33	-9.1
400,000 - 499,999	1	0	100.0	8	1	700.0
500,000 - 599,999	0	0	0.0	2	7	-71.4
600,000 - 699,999	0	0	0.0	3	2	50.0
700,000 - 799,999	1	0	100.0	2	2	0.0
800,000 - 899,999	0	0	0.0	0	2	-100.0
900,000 - 999,999	0	0	0.0	0	0	0.0
1,000,000 - 1,249,999	0	0	0.0	0	0	0.0
1,250,000 - 1,499,999	1	0	100.0	1	0	100.0
1,500,000 +	0	1	-100.0	0	1	-100.0
TOTALS	162	131	23.7	612	591	3.6

SALES TREND

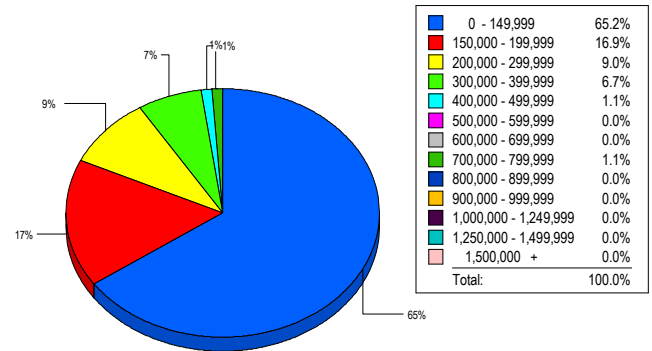
Contracts Ratified Per Month



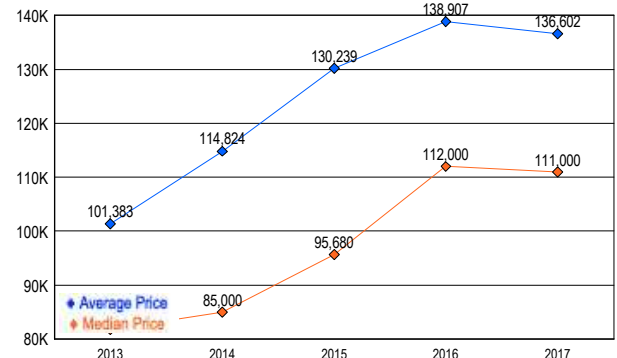
SETTLEMENTS

Price Range	New This Month			Year-To-Date		
	2017	2016	% Change	2017	2016	% Change
0 - 149,999	58	71	-18.3	328	377	-13.0
150,000 - 199,999	15	12	25.0	73	51	43.1
200,000 - 299,999	8	6	33.3	42	25	68.0
300,000 - 399,999	6	6	0.0	30	25	20.0
400,000 - 499,999	1	0	100.0	2	2	0.0
500,000 - 599,999	0	0	0.0	1	7	-85.7
600,000 - 699,999	0	0	0.0	1	1	0.0
700,000 - 799,999	1	1	0.0	3	1	200.0
800,000 - 899,999	0	0	0.0	0	1	-100.0
900,000 - 999,999	0	0	0.0	0	0	0.0
1,000,000 - 1,249,999	0	0	0.0	0	0	0.0
1,250,000 - 1,499,999	0	0	0.0	0	0	0.0
1,500,000 +	0	0	0.0	0	0	0.0
TOTALS	89	96	-7.3	480	490	-2.0

MARKET BY PRICE RANGE



AVERAGE & MEDIAN PRICE



DATA SOURCE: Metropolitan Regional Information Systems, Inc. (MRIS)

NOTES: Properties not listed through this Multiple Listing Service are not reflected. The term "sales" represents ratified purchase contracts. Current year information is preliminary and subject to revision. Current year- to- date contract information may not equal the sum of the monthly contract totals reported in