

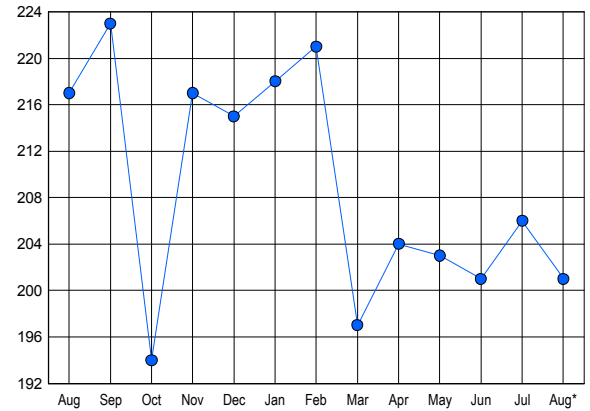


LISTINGS

Price Range	New This Month			Total Actives		
	2017	2016	% Change	2017	2016	% Change
0 - 149,999	84	68	23.5	77	106	-27.4
150,000 - 199,999	34	23	47.8	28	45	-37.8
200,000 - 299,999	20	12	66.7	35	25	40.0
300,000 - 399,999	12	17	-29.4	37	23	60.9
400,000 - 499,999	5	1	400.0	10	2	400.0
500,000 - 599,999	1	0	100.0	5	5	0.0
600,000 - 699,999	1	3	-66.7	4	6	-33.3
700,000 - 799,999	2	3	-33.3	4	4	0.0
800,000 - 899,999	0	0	0.0	0	0	0.0
900,000 - 999,999	0	0	0.0	0	0	0.0
1,000,000 - 1,249,999	1	0	100.0	0	0	0.0
1,250,000 - 1,499,999	0	0	0.0	0	0	0.0
1,500,000 +	0	0	0.0	1	1	0.0
TOTALS	160	127	26.0	201	217	-7.4

INVENTORY TREND

Listings Active at End of Month

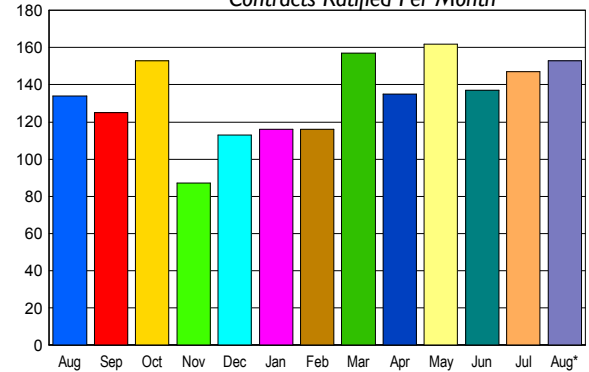


CONTRACTS

Price Range	New This Month			Year-To-Date		
	2017	2016	% Change	2017	2016	% Change
0 - 149,999	100	95	5.3	609	649	-6.2
150,000 - 199,999	31	20	55.0	188	132	42.4
200,000 - 299,999	13	9	44.4	87	52	67.3
300,000 - 399,999	6	7	-14.3	46	58	-20.7
400,000 - 499,999	1	1	0.0	14	4	250.0
500,000 - 599,999	0	0	0.0	3	10	-70.0
600,000 - 699,999	1	1	0.0	6	10	-40.0
700,000 - 799,999	1	1	0.0	3	8	-62.5
800,000 - 899,999	0	0	0.0	1	4	-75.0
900,000 - 999,999	0	0	0.0	0	0	0.0
1,000,000 - 1,249,999	0	0	0.0	0	0	0.0
1,250,000 - 1,499,999	0	0	0.0	0	0	0.0
1,500,000 +	0	0	0.0	0	0	0.0
TOTALS	153	134	14.2	957	927	3.2

SALES TREND

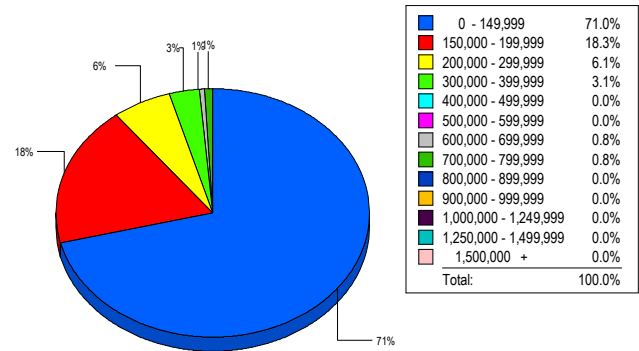
Contracts Ratified Per Month



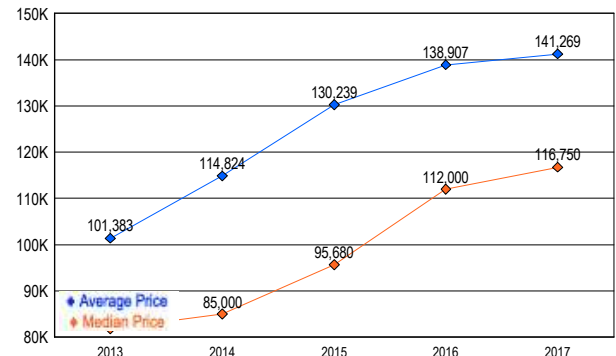
SETTLEMENTS

Price Range	New This Month			Year-To-Date		
	2017	2016	% Change	2017	2016	% Change
0 - 149,999	93	69	34.8	561	588	-4.6
150,000 - 199,999	24	21	14.3	153	106	44.3
200,000 - 299,999	8	7	14.3	79	48	64.6
300,000 - 399,999	4	7	-42.9	52	45	15.6
400,000 - 499,999	0	1	-100.0	5	3	66.7
500,000 - 599,999	0	0	0.0	2	11	-81.8
600,000 - 699,999	1	0	100.0	4	4	0.0
700,000 - 799,999	1	0	100.0	4	1	300.0
800,000 - 899,999	0	0	0.0	0	3	-100.0
900,000 - 999,999	0	0	0.0	0	1	-100.0
1,000,000 - 1,249,999	0	0	0.0	0	0	0.0
1,250,000 - 1,499,999	0	0	0.0	0	0	0.0
1,500,000 +	0	0	0.0	0	0	0.0
TOTALS	131	105	24.8	860	810	6.2

MARKET BY PRICE RANGE



AVERAGE & MEDIAN PRICE



DATA SOURCE: Metropolitan Regional Information Systems, Inc. (MRIS)

NOTES: Properties not listed through this Multiple Listing Service are not reflected. The term "sales" represents ratified purchase contracts. Current year information is preliminary and subject to revision. Current year- to- date contract information may not equal the sum of the monthly contract totals reported in