

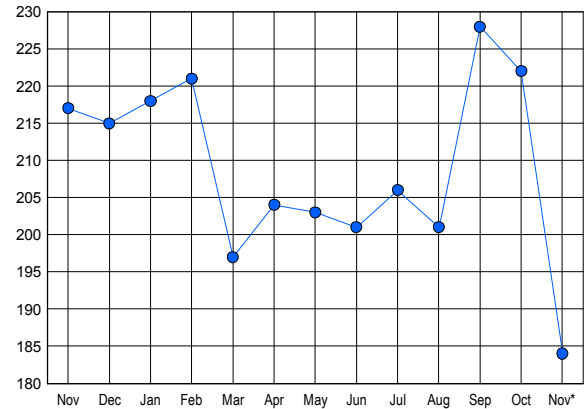


LISTINGS

Price Range	New This Month			Total Actives		
	2017	2016	% Change	2017	2016	% Change
0 - 149,999	56	67	-16.4	76	113	-32.7
150,000 - 199,999	23	22	4.5	31	37	-16.2
200,000 - 299,999	15	8	87.5	29	21	38.1
300,000 - 399,999	5	9	-44.4	30	26	15.4
400,000 - 499,999	2	0	200.0	4	0	0.0
500,000 - 599,999	2	2	0.0	5	5	0.0
600,000 - 699,999	1	2	-50.0	6	6	0.0
700,000 - 799,999	0	3	-100.0	2	6	-66.7
800,000 - 899,999	0	1	-100.0	0	1	-100.0
900,000 - 999,999	0	0	0.0	0	1	-100.0
1,000,000 - 1,249,999	0	0	0.0	0	0	0.0
1,250,000 - 1,499,999	0	0	0.0	0	0	0.0
1,500,000 +	0	0	0.0	1	1	0.0
TOTALS	104	114	-8.8	184	217	-15.2

INVENTORY TREND

Listings Active at End of Month

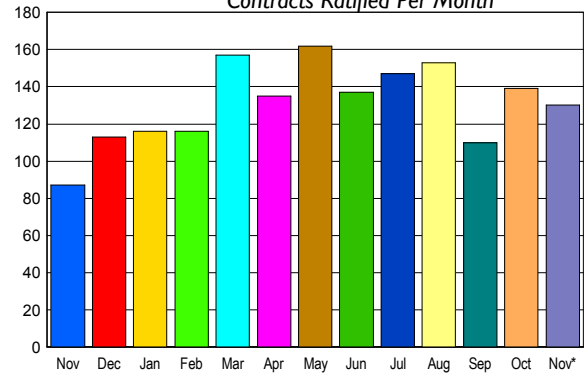


CONTRACTS

Price Range	New This Month			Year-To-Date		
	2017	2016	% Change	2017	2016	% Change
0 - 149,999	73	54	35.2	760	817	-7.0
150,000 - 199,999	25	15	66.7	261	177	47.5
200,000 - 299,999	23	6	283.3	131	71	84.5
300,000 - 399,999	7	10	-30.0	74	78	-5.1
400,000 - 499,999	2	0	200.0	19	5	280.0
500,000 - 599,999	0	0	0.0	5	12	-58.3
600,000 - 699,999	0	0	0.0	6	9	-33.3
700,000 - 799,999	0	2	-100.0	3	7	-57.1
800,000 - 899,999	0	0	0.0	1	3	-66.7
900,000 - 999,999	0	0	0.0	0	0	0.0
1,000,000 - 1,249,999	0	0	0.0	0	0	0.0
1,250,000 - 1,499,999	0	0	0.0	0	0	0.0
1,500,000 +	0	0	0.0	0	0	0.0
TOTALS	130	87	49.4	1260	1179	6.9

SALES TREND

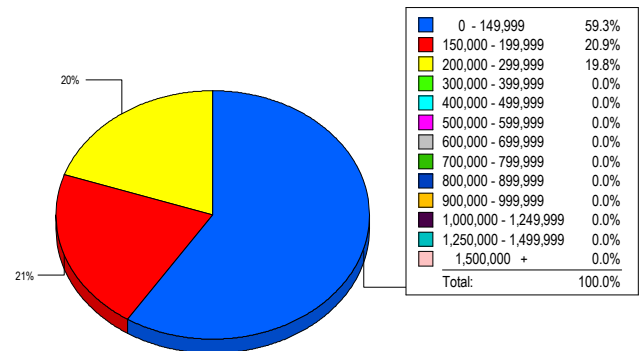
Contracts Ratified Per Month



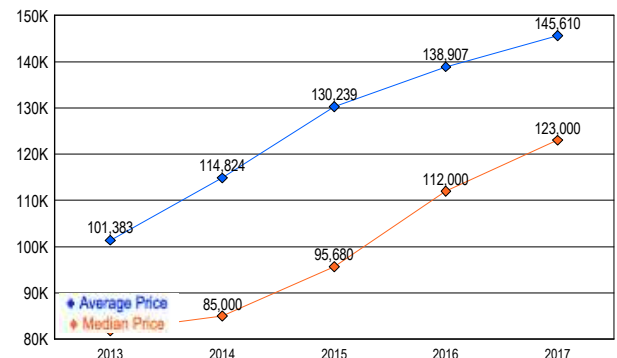
SETTLEMENTS

Price Range	New This Month			Year-To-Date		
	2017	2016	% Change	2017	2016	% Change
0 - 149,999	51	58	-12.1	733	762	-3.8
150,000 - 199,999	18	17	5.9	220	153	43.8
200,000 - 299,999	17	6	183.3	116	72	61.1
300,000 - 399,999	0	5	-100.0	66	65	1.5
400,000 - 499,999	0	0	0.0	10	4	150.0
500,000 - 599,999	0	1	-100.0	3	12	-75.0
600,000 - 699,999	0	2	-100.0	6	9	-33.3
700,000 - 799,999	0	1	-100.0	5	2	150.0
800,000 - 899,999	0	0	0.0	1	3	-66.7
900,000 - 999,999	0	0	0.0	0	1	-100.0
1,000,000 - 1,249,999	0	0	0.0	0	0	0.0
1,250,000 - 1,499,999	0	0	0.0	0	0	0.0
1,500,000 +	0	0	0.0	0	0	0.0
TOTALS	86	90	-4.4	1160	1083	7.1

MARKET BY PRICE RANGE



AVERAGE & MEDIAN PRICE



DATA SOURCE: Metropolitan Regional Information Systems, Inc. (MRIS)

NOTES: Properties not listed through this Multiple Listing Service are not reflected. The term "sales" represents ratified purchase contracts. Current year information is preliminary and subject to revision. Current year- to- date contract information may not equal the sum of the monthly contract totals reported in