

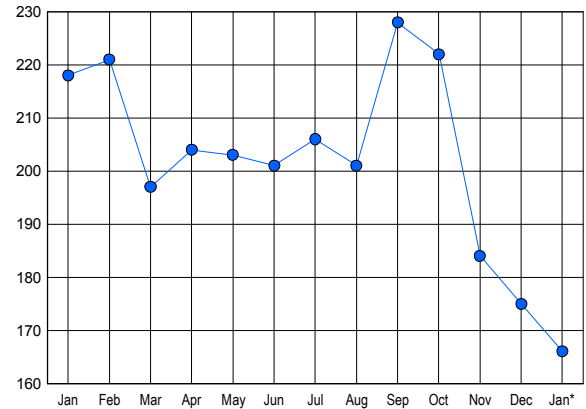


LISTINGS

Price Range	New This Month			Total Actives		
	2018	2017	% Change	2018	2017	% Change
0 - 149,999	69	83	-16.9	67	108	-38.0
150,000 - 199,999	22	16	37.5	31	41	-24.4
200,000 - 299,999	19	9	111.1	18	20	-10.0
300,000 - 399,999	5	2	150.0	31	20	55.0
400,000 - 499,999	2	9	-77.8	6	10	-40.0
500,000 - 599,999	2	0	200.0	2	5	-60.0
600,000 - 699,999	2	3	-33.3	5	9	-44.4
700,000 - 799,999	2	0	200.0	5	3	66.7
800,000 - 899,999	0	0	0.0	0	1	-100.0
900,000 - 999,999	0	0	0.0	0	0	0.0
1,000,000 - 1,249,999	0	0	0.0	0	0	0.0
1,250,000 - 1,499,999	0	0	0.0	0	0	0.0
1,500,000 +	0	0	0.0	1	1	0.0
TOTALS	123	122	0.8	166	218	-23.9

INVENTORY TREND

Listings Active at End of Month

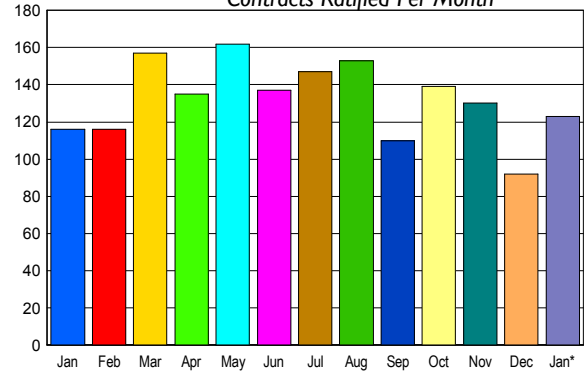


CONTRACTS

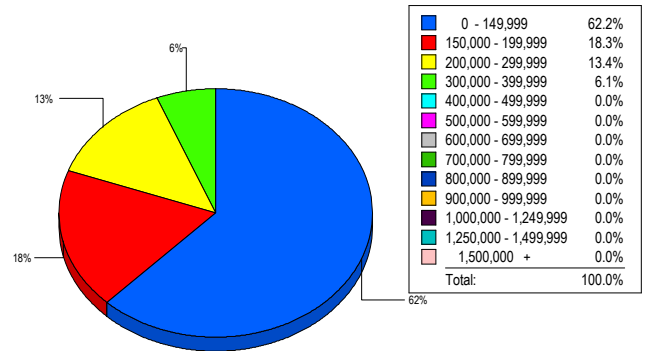
Price Range	New This Month			Year-To-Date		
	2018	2017	% Change	2018	2017	% Change
0 - 149,999	74	85	-12.9	74	85	-12.9
150,000 - 199,999	20	14	42.9	20	14	42.9
200,000 - 299,999	20	15	33.3	20	15	33.3
300,000 - 399,999	4	2	100.0	4	2	100.0
400,000 - 499,999	2	0	200.0	2	0	200.0
500,000 - 599,999	2	0	200.0	2	0	200.0
600,000 - 699,999	0	0	0.0	0	0	0.0
700,000 - 799,999	1	0	100.0	1	0	100.0
800,000 - 899,999	0	0	0.0	0	0	0.0
900,000 - 999,999	0	0	0.0	0	0	0.0
1,000,000 - 1,249,999	0	0	0.0	0	0	0.0
1,250,000 - 1,499,999	0	0	0.0	0	0	0.0
1,500,000 +	0	0	0.0	0	0	0.0
TOTALS	123	116	6.0	123	116	6.0

SALES TREND

Contracts Ratified Per Month



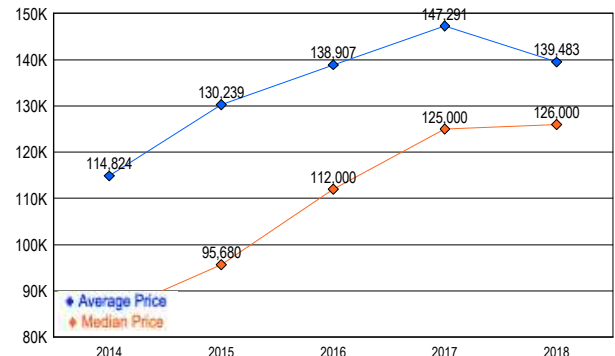
MARKET BY PRICE RANGE



SETTLEMENTS

Price Range	New This Month			Year-To-Date		
	2018	2017	% Change	2018	2017	% Change
0 - 149,999	51	52	-1.9	51	52	-1.9
150,000 - 199,999	15	15	0.0	15	15	0.0
200,000 - 299,999	11	4	175.0	11	4	175.0
300,000 - 399,999	5	2	150.0	5	2	150.0
400,000 - 499,999	0	0	0.0	0	0	0.0
500,000 - 599,999	0	0	0.0	0	0	0.0
600,000 - 699,999	0	0	0.0	0	0	0.0
700,000 - 799,999	0	1	-100.0	0	1	-100.0
800,000 - 899,999	0	0	0.0	0	0	0.0
900,000 - 999,999	0	0	0.0	0	0	0.0
1,000,000 - 1,249,999	0	0	0.0	0	0	0.0
1,250,000 - 1,499,999	0	0	0.0	0	0	0.0
1,500,000 +	0	0	0.0	0	0	0.0
TOTALS	82	74	10.8	82	74	10.8

AVERAGE & MEDIAN PRICE



DATA SOURCE: Metropolitan Regional Information Systems, Inc. (MRIS)

NOTES: Properties not listed through this Multiple Listing Service are not reflected. The term "sales" represents ratified purchase contracts. Current year information is preliminary and subject to revision. Current year- to- date contract information may not equal the sum of the monthly contract totals reported in