

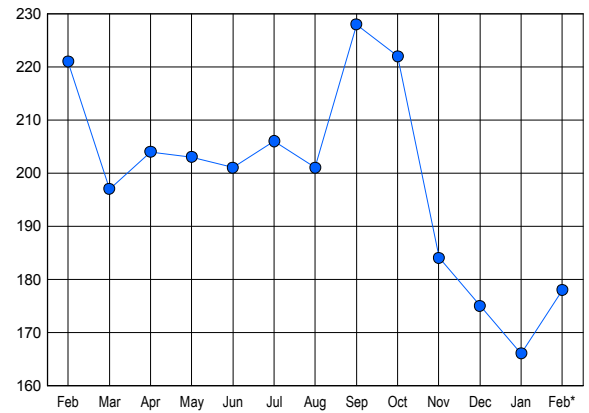


LISTINGS

Price Range	New This Month			Total Actives		
	2018	2017	% Change	2018	2017	% Change
0 - 149,999	64	72	-11.1	72	103	-30.1
150,000 - 199,999	21	21	0.0	22	42	-47.6
200,000 - 299,999	26	10	160.0	31	29	6.9
300,000 - 399,999	13	11	18.2	34	23	47.8
400,000 - 499,999	3	3	0.0	6	10	-40.0
500,000 - 599,999	0	0	0.0	2	5	-60.0
600,000 - 699,999	3	2	50.0	4	6	-33.3
700,000 - 799,999	4	0	400.0	5	0	0.0
800,000 - 899,999	0	0	0.0	1	2	-50.0
900,000 - 999,999	0	0	0.0	0	0	0.0
1,000,000 - 1,249,999	0	0	0.0	0	0	0.0
1,250,000 - 1,499,999	0	0	0.0	0	0	0.0
1,500,000 +	0	0	0.0	1	1	0.0
TOTALS	134	119	12.6	178	221	-19.5

INVENTORY TREND

Listings Active at End of Month

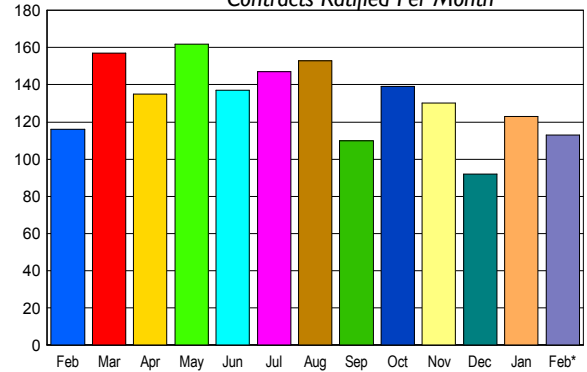


CONTRACTS

Price Range	New This Month			Year-To-Date		
	2018	2017	% Change	2018	2017	% Change
0 - 149,999	61	78	-21.8	130	155	-16.1
150,000 - 199,999	28	19	47.4	44	36	22.2
200,000 - 299,999	18	4	350.0	35	18	94.4
300,000 - 399,999	6	10	-40.0	10	12	-16.7
400,000 - 499,999	0	1	-100.0	2	1	100.0
500,000 - 599,999	0	1	-100.0	2	2	0.0
600,000 - 699,999	0	2	-100.0	0	2	-100.0
700,000 - 799,999	0	1	-100.0	1	1	0.0
800,000 - 899,999	0	0	0.0	0	0	0.0
900,000 - 999,999	0	0	0.0	0	0	0.0
1,000,000 - 1,249,999	0	0	0.0	0	0	0.0
1,250,000 - 1,499,999	0	0	0.0	0	0	0.0
1,500,000 +	0	0	0.0	0	0	0.0
TOTALS	113	116	-2.6	224	227	-1.3

SALES TREND

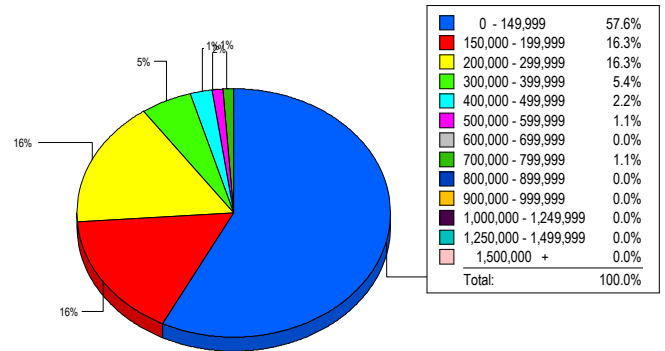
Contracts Ratified Per Month



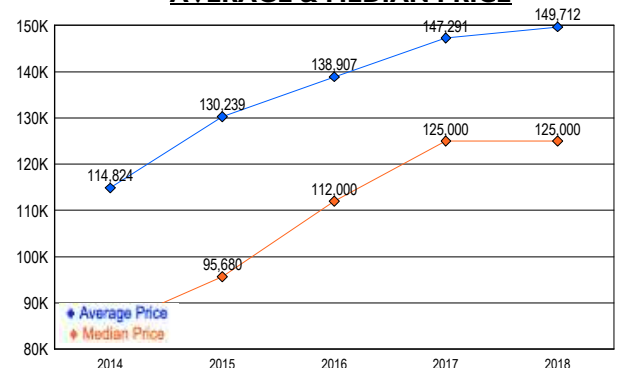
SETTLEMENTS

Price Range	New This Month			Year-To-Date		
	2018	2017	% Change	2018	2017	% Change
0 - 149,999	53	57	-7.0	104	110	-5.5
150,000 - 199,999	15	13	15.4	31	30	3.3
200,000 - 299,999	15	7	114.3	26	11	136.4
300,000 - 399,999	5	9	-44.4	10	11	-9.1
400,000 - 499,999	2	0	200.0	2	0	-200.0
500,000 - 599,999	1	0	100.0	1	0	-100.0
600,000 - 699,999	0	0	0.0	0	0	0.0
700,000 - 799,999	1	0	100.0	1	1	0.0
800,000 - 899,999	0	0	0.0	0	0	0.0
900,000 - 999,999	0	0	0.0	0	0	0.0
1,000,000 - 1,249,999	0	0	0.0	0	0	0.0
1,250,000 - 1,499,999	0	0	0.0	0	0	0.0
1,500,000 +	0	0	0.0	0	0	0.0
TOTALS	92	86	7.0	175	163	7.4

MARKET BY PRICE RANGE



AVERAGE & MEDIAN PRICE



DATA SOURCE: Metropolitan Regional Information Systems, Inc. (MRIS)

NOTES: Properties not listed through this Multiple Listing Service are not reflected. The term "sales" represents ratified purchase contracts. Current year information is preliminary and subject to revision. Current year- to- date contract information may not equal the sum of the monthly contract totals reported in