

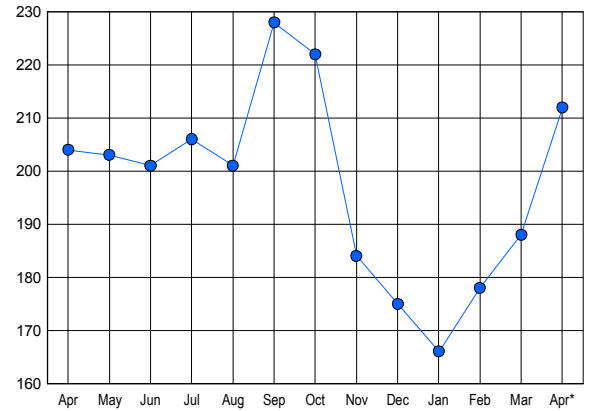


LISTINGS

Price Range	New This Month			Total Actives		
	2018	2017	% Change	2018	2017	% Change
0 - 149,999	84	70	20.0	103	80	28.8
150,000 - 199,999	33	32	3.1	34	46	-26.1
200,000 - 299,999	30	12	150.0	39	31	25.8
300,000 - 399,999	18	5	260.0	19	25	-24.0
400,000 - 499,999	6	2	200.0	5	6	-16.7
500,000 - 599,999	0	1	-100.0	1	5	-80.0
600,000 - 699,999	5	4	25.0	7	6	16.7
700,000 - 799,999	0	1	-100.0	2	2	0.0
800,000 - 899,999	0	0	0.0	1	1	0.0
900,000 - 999,999	0	0	0.0	0	0	0.0
1,000,000 - 1,249,999	0	0	0.0	0	0	0.0
1,250,000 - 1,499,999	0	2	-100.0	0	1	-100.0
1,500,000 +	0	0	0.0	1	1	0.0
TOTALS	176	129	36.4	212	204	3.9

INVENTORY TREND

Listings Active at End of Month

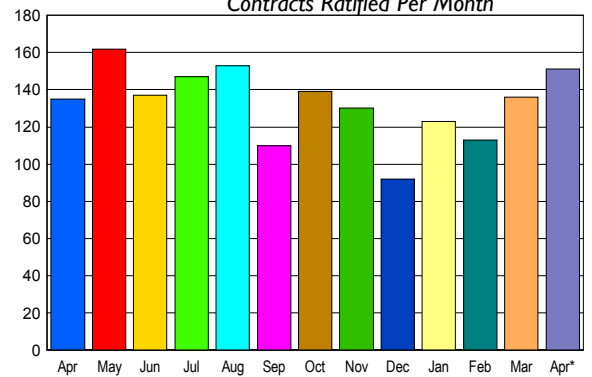


CONTRACTS

Price Range	New This Month			Year-To-Date		
	2018	2017	% Change	2018	2017	% Change
0 - 149,999	75	83	-9.6	258	311	-17.0
150,000 - 199,999	29	27	7.4	91	81	12.3
200,000 - 299,999	26	11	136.4	77	46	67.4
300,000 - 399,999	12	7	71.4	30	25	20.0
400,000 - 499,999	4	5	-20.0	7	8	-12.5
500,000 - 599,999	0	0	0.0	3	2	50.0
600,000 - 699,999	3	1	200.0	4	3	33.3
700,000 - 799,999	1	1	0.0	2	2	0.0
800,000 - 899,999	1	0	100.0	1	0	100.0
900,000 - 999,999	0	0	0.0	0	0	0.0
1,000,000 - 1,249,999	0	0	0.0	0	0	0.0
1,250,000 - 1,499,999	0	0	0.0	0	0	0.0
1,500,000 +	0	0	0.0	0	0	0.0
TOTALS	151	135	11.9	473	478	-1.0

SALES TREND

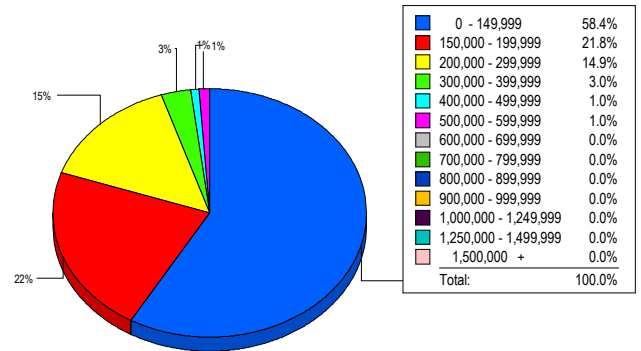
Contracts Ratified Per Month



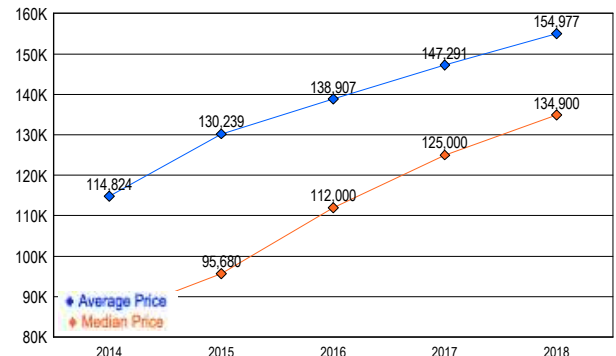
SETTLEMENTS

Price Range	New This Month			Year-To-Date		
	2018	2017	% Change	2018	2017	% Change
0 - 149,999	59	68	-13.2	216	270	-20.0
150,000 - 199,999	22	14	57.1	76	58	31.0
200,000 - 299,999	15	12	25.0	59	34	73.5
300,000 - 399,999	3	4	-25.0	22	22	0.0
400,000 - 499,999	1	1	0.0	5	1	400.0
500,000 - 599,999	1	0	100.0	3	0	-300.0
600,000 - 699,999	0	0	0.0	0	0	0.0
700,000 - 799,999	0	0	0.0	1	2	-50.0
800,000 - 899,999	0	0	0.0	0	0	0.0
900,000 - 999,999	0	0	0.0	0	0	0.0
1,000,000 - 1,249,999	0	0	0.0	0	0	0.0
1,250,000 - 1,499,999	0	0	0.0	0	0	0.0
1,500,000 +	0	0	0.0	0	0	0.0
TOTALS	101	99	2.0	382	387	-1.3

MARKET BY PRICE RANGE



AVERAGE & MEDIAN PRICE



DATA SOURCE: Metropolitan Regional Information Systems, Inc. (MRIS)

NOTES: Properties not listed through this Multiple Listing Service are not reflected. The term "sales" represents ratified purchase contracts. Current year information is preliminary and subject to revision. Current year-to-date contract information may not equal the sum of the monthly contract totals reported in