

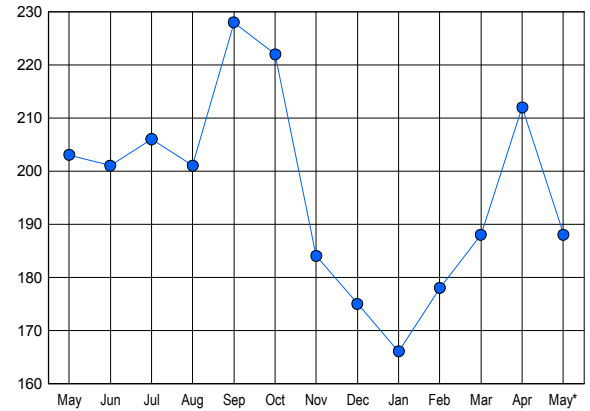


LISTINGS

Price Range	New This Month			Total Actives		
	2018	2017	% Change	2018	2017	% Change
0 - 149,999	92	91	1.1	84	80	5.0
150,000 - 199,999	35	30	16.7	34	34	0.0
200,000 - 299,999	35	24	45.8	29	35	-17.1
300,000 - 399,999	8	14	-42.9	23	31	-25.8
400,000 - 499,999	1	2	-50.0	4	7	-42.9
500,000 - 599,999	0	3	-100.0	2	5	-60.0
600,000 - 699,999	2	2	0.0	8	6	33.3
700,000 - 799,999	2	2	0.0	3	3	0.0
800,000 - 899,999	1	0	100.0	0	1	-100.0
900,000 - 999,999	0	0	0.0	0	0	0.0
1,000,000 - 1,249,999	0	0	0.0	0	0	0.0
1,250,000 - 1,499,999	0	0	0.0	0	0	0.0
1,500,000 +	0	0	0.0	1	1	0.0
TOTALS	176	168	4.8	188	203	-7.4

INVENTORY TREND

Listings Active at End of Month

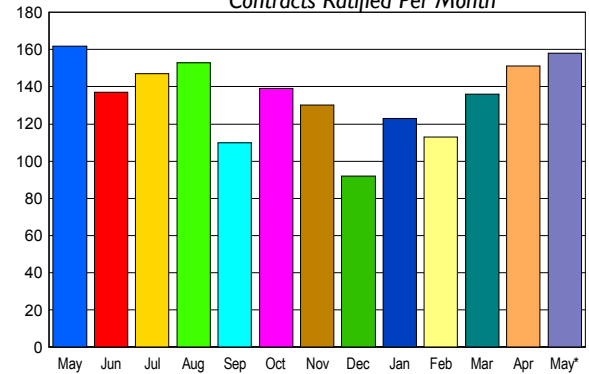


CONTRACTS

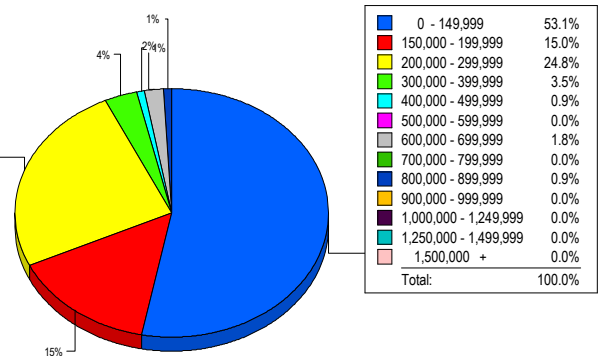
Price Range	New This Month			Year-To-Date		
	2018	2017	% Change	2018	2017	% Change
0 - 149,999	91	92	-1.1	340	387	-12.1
150,000 - 199,999	33	40	-17.5	120	118	1.7
200,000 - 299,999	30	18	66.7	104	61	70.5
300,000 - 399,999	2	9	-77.8	30	30	0.0
400,000 - 499,999	1	1	0.0	8	8	0.0
500,000 - 599,999	0	0	0.0	3	2	50.0
600,000 - 699,999	0	0	0.0	4	3	33.3
700,000 - 799,999	0	1	-100.0	2	2	0.0
800,000 - 899,999	1	0	100.0	2	0	200.0
900,000 - 999,999	0	0	0.0	0	0	0.0
1,000,000 - 1,249,999	0	0	0.0	0	0	0.0
1,250,000 - 1,499,999	0	1	-100.0	0	1	-100.0
1,500,000 +	0	0	0.0	0	0	0.0
TOTALS	158	162	-2.5	613	612	0.2

SALES TREND

Contracts Ratified Per Month



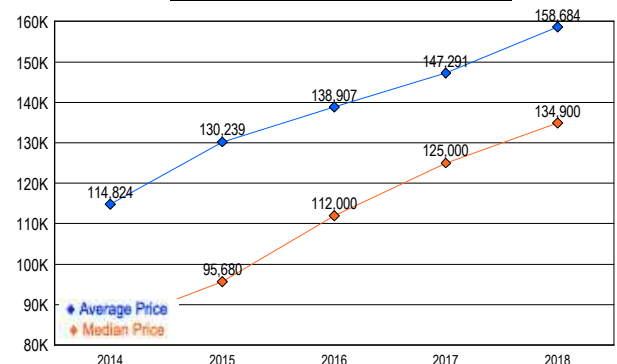
MARKET BY PRICE RANGE



SETTLEMENTS

Price Range	New This Month			Year-To-Date		
	2018	2017	% Change	2018	2017	% Change
0 - 149,999	60	58	3.4	277	328	-15.5
150,000 - 199,999	17	15	13.3	93	73	27.4
200,000 - 299,999	28	8	250.0	87	42	107.1
300,000 - 399,999	4	6	-33.3	26	30	-13.3
400,000 - 499,999	1	1	0.0	7	2	250.0
500,000 - 599,999	0	0	0.0	3	1	200.0
600,000 - 699,999	2	0	200.0	2	1	100.0
700,000 - 799,999	0	1	-100.0	1	3	-66.7
800,000 - 899,999	1	0	100.0	1	0	-100.0
900,000 - 999,999	0	0	0.0	0	0	0.0
1,000,000 - 1,249,999	0	0	0.0	0	0	0.0
1,250,000 - 1,499,999	0	0	0.0	0	0	0.0
1,500,000 +	0	0	0.0	0	0	0.0
TOTALS	113	89	27.0	497	480	3.5

AVERAGE & MEDIAN PRICE



DATA SOURCE: Metropolitan Regional Information Systems, Inc. (MRIS)

NOTES: Properties not listed through this Multiple Listing Service are not reflected. The term "sales" represents ratified purchase contracts. Current year information is preliminary and subject to revision. Current year- to- date contract information may not equal the sum of the monthly contract totals reported in