

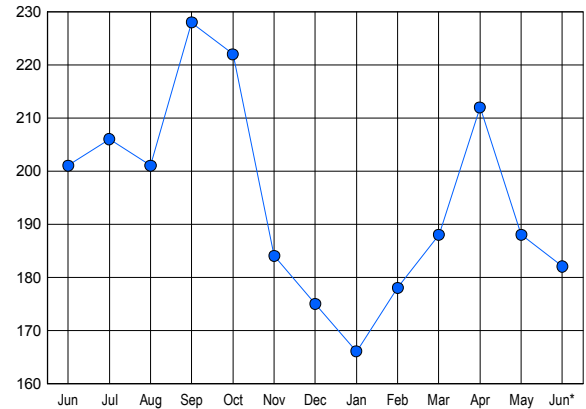


LISTINGS

Price Range	New This Month			Total Actives		
	2018	2017	% Change	2018	2017	% Change
0 - 149,999	72	82	-12.2	90	85	5.9
150,000 - 199,999	27	22	22.7	27	35	-22.9
200,000 - 299,999	28	17	64.7	25	24	4.2
300,000 - 399,999	12	13	-7.7	25	35	-28.6
400,000 - 499,999	2	3	-33.3	5	5	0.0
500,000 - 599,999	0	1	-100.0	1	6	-83.3
600,000 - 699,999	1	2	-50.0	7	5	40.0
700,000 - 799,999	1	0	100.0	1	3	-66.7
800,000 - 899,999	0	0	0.0	0	1	-100.0
900,000 - 999,999	0	0	0.0	0	0	0.0
1,000,000 - 1,249,999	0	0	0.0	0	0	0.0
1,250,000 - 1,499,999	0	0	0.0	0	1	-100.0
1,500,000 +	0	0	0.0	1	1	0.0
TOTALS	143	140	2.1	182	201	-9.5

INVENTORY TREND

Listings Active at End of Month

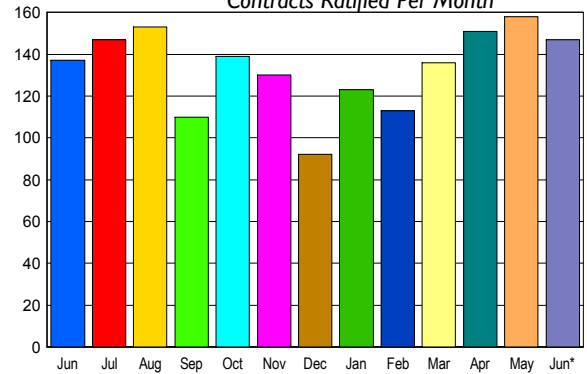


CONTRACTS

Price Range	New This Month			Year-To-Date		
	2018	2017	% Change	2018	2017	% Change
0 - 149,999	75	80	-6.3	396	453	-12.6
150,000 - 199,999	30	25	20.0	148	134	10.4
200,000 - 299,999	33	22	50.0	133	76	75.0
300,000 - 399,999	4	6	-33.3	31	36	-13.9
400,000 - 499,999	2	2	0.0	10	10	0.0
500,000 - 599,999	0	1	-100.0	3	3	0.0
600,000 - 699,999	1	1	0.0	6	5	20.0
700,000 - 799,999	2	0	200.0	4	2	100.0
800,000 - 899,999	0	0	0.0	2	0	200.0
900,000 - 999,999	0	0	0.0	0	0	0.0
1,000,000 - 1,249,999	0	0	0.0	0	0	0.0
1,250,000 - 1,499,999	0	0	0.0	0	0	0.0
1,500,000 +	0	0	0.0	0	0	0.0
TOTALS	147	137	7.3	733	719	1.9

SALES TREND

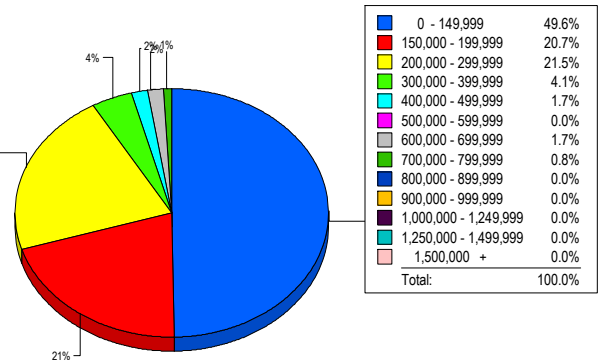
Contracts Ratified Per Month



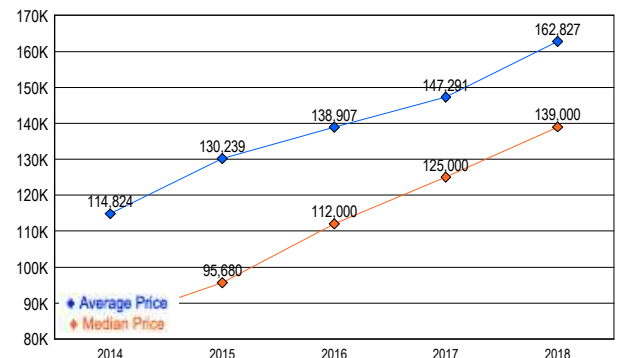
SETTLEMENTS

Price Range	New This Month			Year-To-Date		
	2018	2017	% Change	2018	2017	% Change
0 - 149,999	60	57	5.3	338	389	-13.1
150,000 - 199,999	25	30	-16.7	119	104	14.4
200,000 - 299,999	26	14	85.7	113	56	101.8
300,000 - 399,999	5	10	-50.0	31	42	-26.2
400,000 - 499,999	2	1	100.0	12	3	300.0
500,000 - 599,999	0	0	0.0	3	1	200.0
600,000 - 699,999	2	1	100.0	4	2	100.0
700,000 - 799,999	1	0	100.0	2	3	-33.3
800,000 - 899,999	0	0	0.0	1	0	-100.0
900,000 - 999,999	0	0	0.0	0	0	0.0
1,000,000 - 1,249,999	0	0	0.0	0	0	0.0
1,250,000 - 1,499,999	0	0	0.0	0	0	0.0
1,500,000 +	0	0	0.0	0	0	0.0
TOTALS	121	113	7.1	623	600	3.8

MARKET BY PRICE RANGE



AVERAGE & MEDIAN PRICE



DATA SOURCE: Metropolitan Regional Information Systems, Inc. (MRIS)

NOTES: Properties not listed through this Multiple Listing Service are not reflected. The term "sales" represents ratified purchase contracts. Current year information is preliminary and subject to revision. Current year- to- date contract information may not equal the sum of the monthly contract totals reported in