

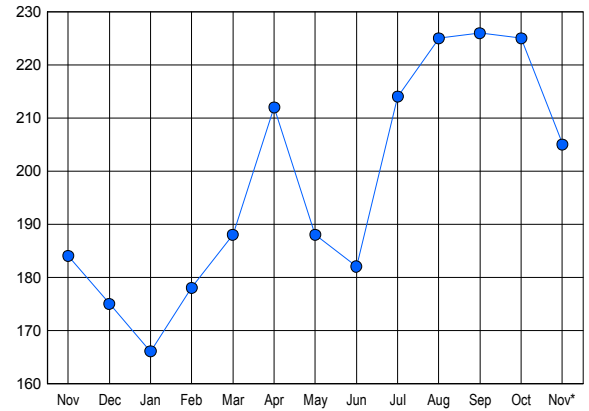


LISTINGS

Price Range	New This Month			Total Actives		
	2018	2017	% Change	2018	2017	% Change
0 - 149,999	56	56	0.0	96	76	26.3
150,000 - 199,999	32	23	39.1	33	31	6.5
200,000 - 299,999	23	15	53.3	37	29	27.6
300,000 - 399,999	7	5	40.0	20	30	-33.3
400,000 - 499,999	2	2	0.0	7	4	75.0
500,000 - 599,999	0	2	-100.0	3	5	-40.0
600,000 - 699,999	2	1	100.0	5	6	-16.7
700,000 - 799,999	0	0	0.0	1	2	-50.0
800,000 - 899,999	0	0	0.0	0	0	0.0
900,000 - 999,999	0	0	0.0	1	0	0.0
1,000,000 - 1,249,999	0	0	0.0	0	0	0.0
1,250,000 - 1,499,999	0	0	0.0	0	0	0.0
1,500,000 +	0	0	0.0	2	1	100.0
TOTALS	122	104	17.3	205	184	11.4

INVENTORY TREND

Listings Active at End of Month

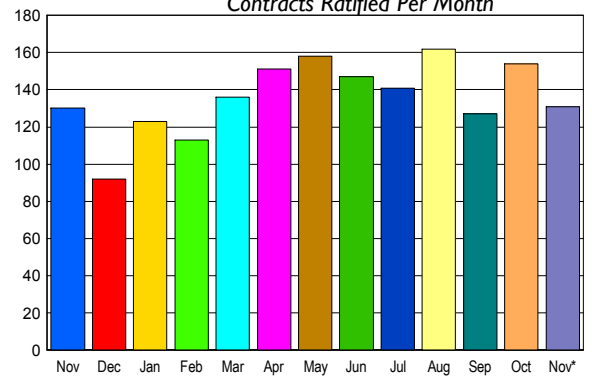


CONTRACTS

Price Range	New This Month			Year-To-Date		
	2018	2017	% Change	2018	2017	% Change
0 - 149,999	61	73	-16.4	693	760	-8.8
150,000 - 199,999	32	25	28.0	291	261	11.5
200,000 - 299,999	30	23	30.4	275	131	109.9
300,000 - 399,999	8	7	14.3	65	74	-12.2
400,000 - 499,999	0	2	-100.0	11	19	-42.1
500,000 - 599,999	0	0	0.0	4	5	-20.0
600,000 - 699,999	0	0	0.0	7	6	16.7
700,000 - 799,999	0	0	0.0	4	3	33.3
800,000 - 899,999	0	0	0.0	2	1	100.0
900,000 - 999,999	0	0	0.0	0	0	0.0
1,000,000 - 1,249,999	0	0	0.0	0	0	0.0
1,250,000 - 1,499,999	0	0	0.0	0	0	0.0
1,500,000 +	0	0	0.0	0	0	0.0
TOTALS	131	130	0.8	1352	1260	7.3

SALES TREND

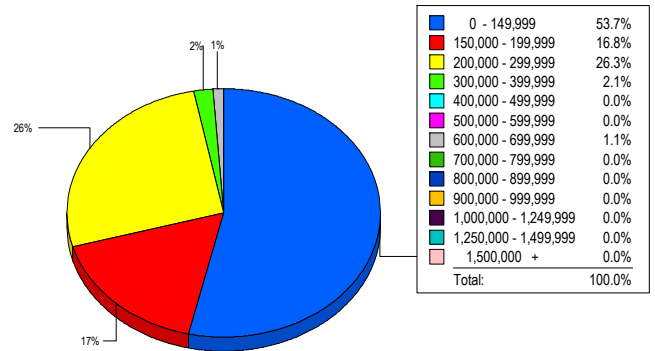
Contracts Ratified Per Month



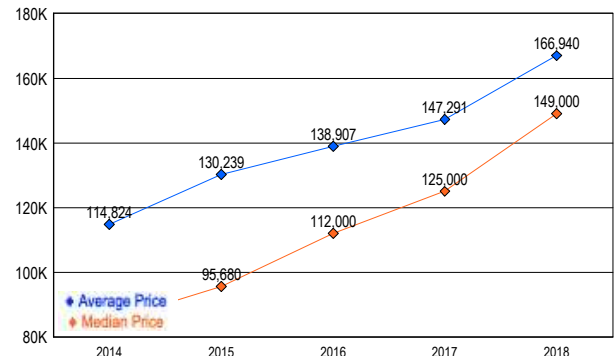
SETTLEMENTS

Price Range	New This Month			Year-To-Date		
	2018	2017	% Change	2018	2017	% Change
0 - 149,999	51	51	0.0	626	733	-14.6
150,000 - 199,999	16	18	-11.1	240	220	9.1
200,000 - 299,999	25	17	47.1	238	116	105.2
300,000 - 399,999	2	0	200.0	50	66	-24.2
400,000 - 499,999	0	0	0.0	19	10	90.0
500,000 - 599,999	0	0	0.0	4	3	33.3
600,000 - 699,999	1	0	100.0	7	6	16.7
700,000 - 799,999	0	0	0.0	3	5	-40.0
800,000 - 899,999	0	0	0.0	2	1	100.0
900,000 - 999,999	0	0	0.0	0	0	0.0
1,000,000 - 1,249,999	0	0	0.0	0	0	0.0
1,250,000 - 1,499,999	0	0	0.0	0	0	0.0
1,500,000 +	0	0	0.0	0	0	0.0
TOTALS	95	86	10.5	1189	1160	2.5

MARKET BY PRICE RANGE



AVERAGE & MEDIAN PRICE



DATA SOURCE: Metropolitan Regional Information Systems, Inc. (MRIS)

NOTES: Properties not listed through this Multiple Listing Service are not reflected. The term "sales" represents ratified purchase contracts. Current year information is preliminary and subject to revision. Current year- to- date contract information may not equal the sum of the monthly contract totals reported in