

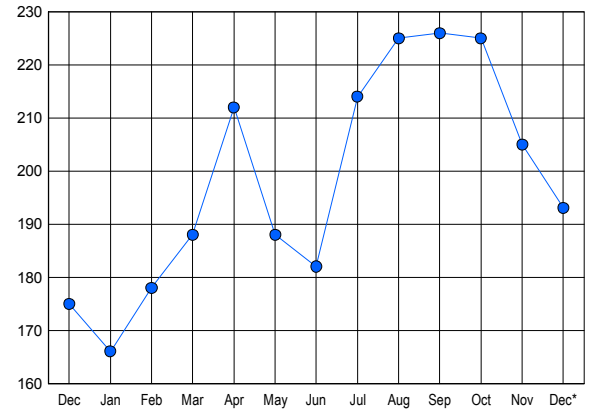


LISTINGS

Price Range	New This Month			Total Actives		
	2018	2017	% Change	2018	2017	% Change
0 - 149,999	54	49	10.2	80	72	11.1
150,000 - 199,999	14	12	16.7	36	28	28.6
200,000 - 299,999	32	22	45.5	43	27	59.3
300,000 - 399,999	11	13	-15.4	21	30	-30.0
400,000 - 499,999	1	3	-66.7	3	5	-40.0
500,000 - 599,999	1	1	0.0	2	4	-50.0
600,000 - 699,999	3	2	50.0	6	6	0.0
700,000 - 799,999	1	1	0.0	2	2	0.0
800,000 - 899,999	0	0	0.0	0	0	0.0
900,000 - 999,999	0	0	0.0	0	0	0.0
1,000,000 - 1,249,999	0	0	0.0	0	0	0.0
1,250,000 - 1,499,999	0	0	0.0	0	0	0.0
1,500,000 +	0	0	0.0	0	1	-100.0
TOTALS	117	103	13.6	193	175	10.3

INVENTORY TREND

Listings Active at End of Month

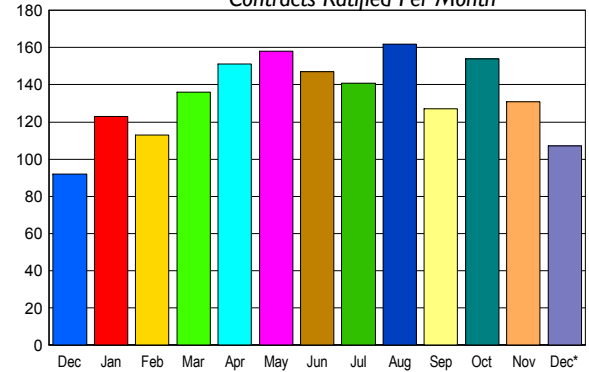


CONTRACTS

Price Range	New This Month			Year-To-Date		
	2018	2017	% Change	2018	2017	% Change
0 - 149,999	57	52	9.6	750	801	-6.4
150,000 - 199,999	24	16	50.0	315	268	17.5
200,000 - 299,999	18	18	0.0	293	148	98.0
300,000 - 399,999	5	5	0.0	70	80	-12.5
400,000 - 499,999	1	1	0.0	12	19	-36.8
500,000 - 599,999	1	0	100.0	5	5	0.0
600,000 - 699,999	1	0	100.0	8	6	33.3
700,000 - 799,999	0	0	0.0	4	3	33.3
800,000 - 899,999	0	0	0.0	2	1	100.0
900,000 - 999,999	0	0	0.0	0	0	0.0
1,000,000 - 1,249,999	0	0	0.0	0	0	0.0
1,250,000 - 1,499,999	0	0	0.0	0	0	0.0
1,500,000 +	0	0	0.0	0	0	0.0
TOTALS	107	92	16.3	1459	1331	9.6

SALES TREND

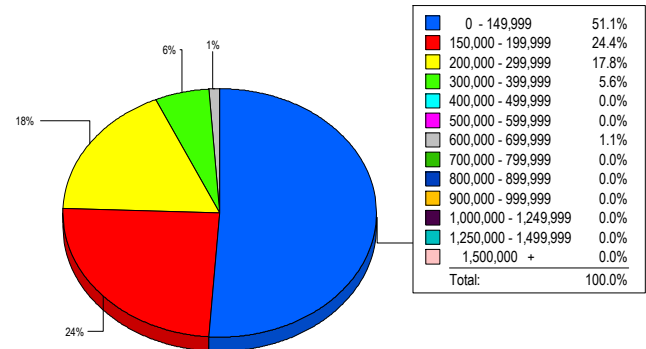
Contracts Ratified Per Month



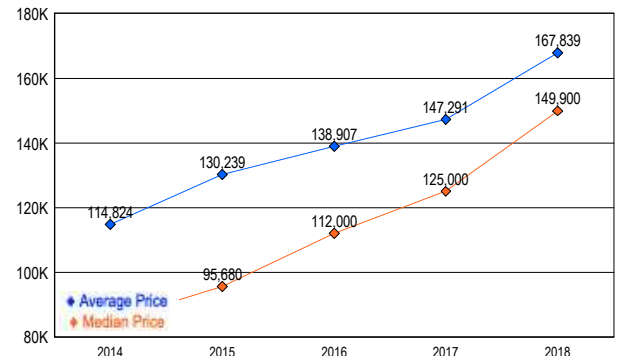
SETTLEMENTS

Price Range	New This Month			Year-To-Date		
	2018	2017	% Change	2018	2017	% Change
0 - 149,999	46	44	4.5	672	780	-13.8
150,000 - 199,999	22	28	-21.4	262	251	4.4
200,000 - 299,999	16	16	0.0	254	133	91.0
300,000 - 399,999	5	3	66.7	55	70	-21.4
400,000 - 499,999	0	0	0.0	19	13	46.2
500,000 - 599,999	0	1	-100.0	4	4	0.0
600,000 - 699,999	1	0	100.0	8	6	33.3
700,000 - 799,999	0	0	0.0	3	5	-40.0
800,000 - 899,999	0	0	0.0	2	1	100.0
900,000 - 999,999	0	0	0.0	0	0	0.0
1,000,000 - 1,249,999	0	0	0.0	0	0	0.0
1,250,000 - 1,499,999	0	0	0.0	0	0	0.0
1,500,000 +	0	0	0.0	0	0	0.0
TOTALS	90	92	-2.2	1279	1263	1.3

MARKET BY PRICE RANGE



AVERAGE & MEDIAN PRICE



DATA SOURCE: Metropolitan Regional Information Systems, Inc. (MRIS)

NOTES: Properties not listed through this Multiple Listing Service are not reflected. The term "sales" represents ratified purchase contracts. Current year information is preliminary and subject to revision. Current year-to-date contract information may not equal the sum of the monthly contract totals reported in